

STREET LIGHT

INSTALLED IN THE TRENCH LINE



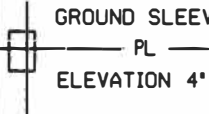
**STREET LIGHT
STREET LIGHT SECONDARY GROUND SLEEVE**

STREET LIGHT 6' BEHIND GROUND SLEEVE
STREET LIGHT GROUND SLEEVE 6' BEHIND CURB/WALK
ELEVATION 4' ABOVE WALK



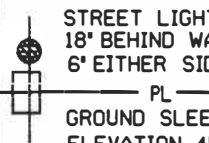
SECONDARY GROUND SLEEVE

GROUND SLEEVE 6' BEHIND WALK
ELEVATION 4' ABOVE WALK



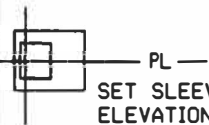
**SECONDARY GROUND SLEEVE
STREET LIGHT**

STREET LIGHT IN THE TRENCH LINE
18' BEHIND WALK OR CURB
6' EITHER SIDE OF GROUND SLEEVE
GROUND SLEEVE 6' BEHIND WALK
ELEVATION 4' ABOVE WALK



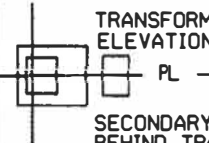
TRANSFORMER GROUND SLEEVE

SET SLEEVE 6' BEHIND WALK
ELEVATION 4' ABOVE WALK



**TRANSFORMER GROUND SLEEVE
SECONDARY GROUND SLEEVE**

TRANSFORMER SLEEVE 6' BEHIND WALK
ELEVATION 4' ABOVE WALK
SECONDARY GROUND SLEEVE 6'
BEHIND TRANSFORMER
ELEVATION 4' ABOVE WALK



**TRANSFORMER GROUND SLEEVE
STREET LIGHT**

TRANSFORMER SLEEVE 6' BEHIND WALK
ELEVATION 4' ABOVE WALK



STREET LIGHT IN THE TRENCH LINE
18' BEHIND WALK OR CURB
6' EITHER SIDE OF GROUND SLEEVE



**TRANSFORMER GROUND SLEEVE
SECONDARY GROUND SLEEVE
STREET LIGHT**

TRANSFORMER SLEEVE 6' BEHIND WALK
ELEVATION 4' ABOVE WALK



SECONDARY GROUND SLEEVE 6'
BEHIND TRANSFORMER
ELEVATION 4' ABOVE WALK
STREET LIGHT IN THE TRENCH LINE
18' BEHIND WALK OR CURB
6' EITHER SIDE OF GROUND SLEEVE



**UPRIGHT PRIMARY JUNCTION
GROUND SLEEVE
(1 PHASE & 3 PHASE)**

12 - 18' BEHIND WALK
ELEVATION 4' ABOVE WALK



**FLUSH PRIMARY JUNCTION
GROUND SLEEVE
(1 PHASE & 3 PHASE)**

12 - 18' BEHIND WALK
ELEVATION 4' ABOVE WALK



**EQUIPMENT
ALIGNMENT ON TRENCH**

REV.	700-05	SCALE: NA
POWER & COMMUNICATIONS	DATE: DECEMBER 2003	DRAWN BY: RAWTME APPROVAL: