

# 2024 Proposed Budget Presentation

September 5, 2023



# 2024 Budget Topics



- Capital Improvement Program
- Transportation (Street Fund)
- Affordable and Attainable Housing Funds

# 2024-2028 Proposed Capital Improvement Program (CIP)

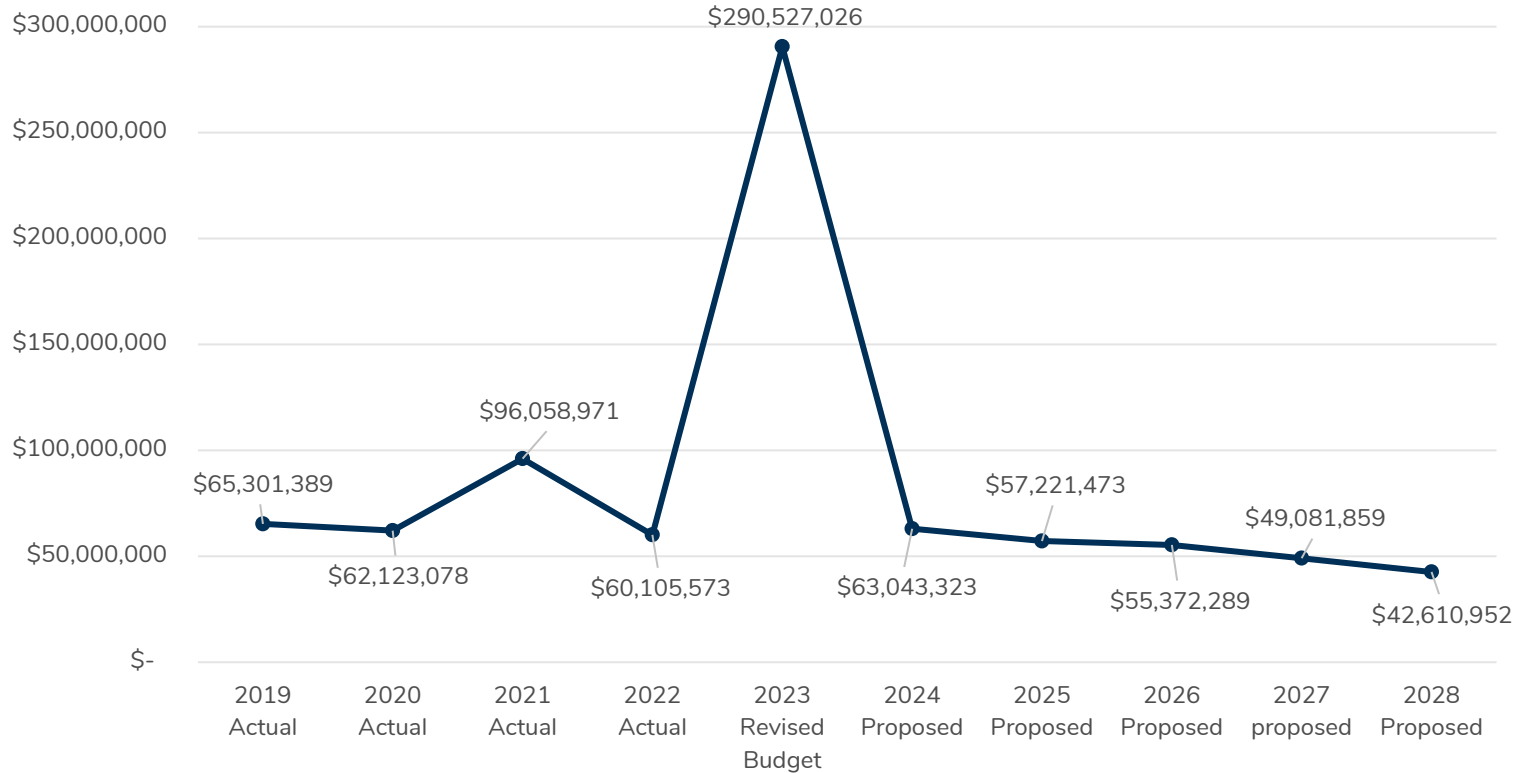


## What is a CIP?

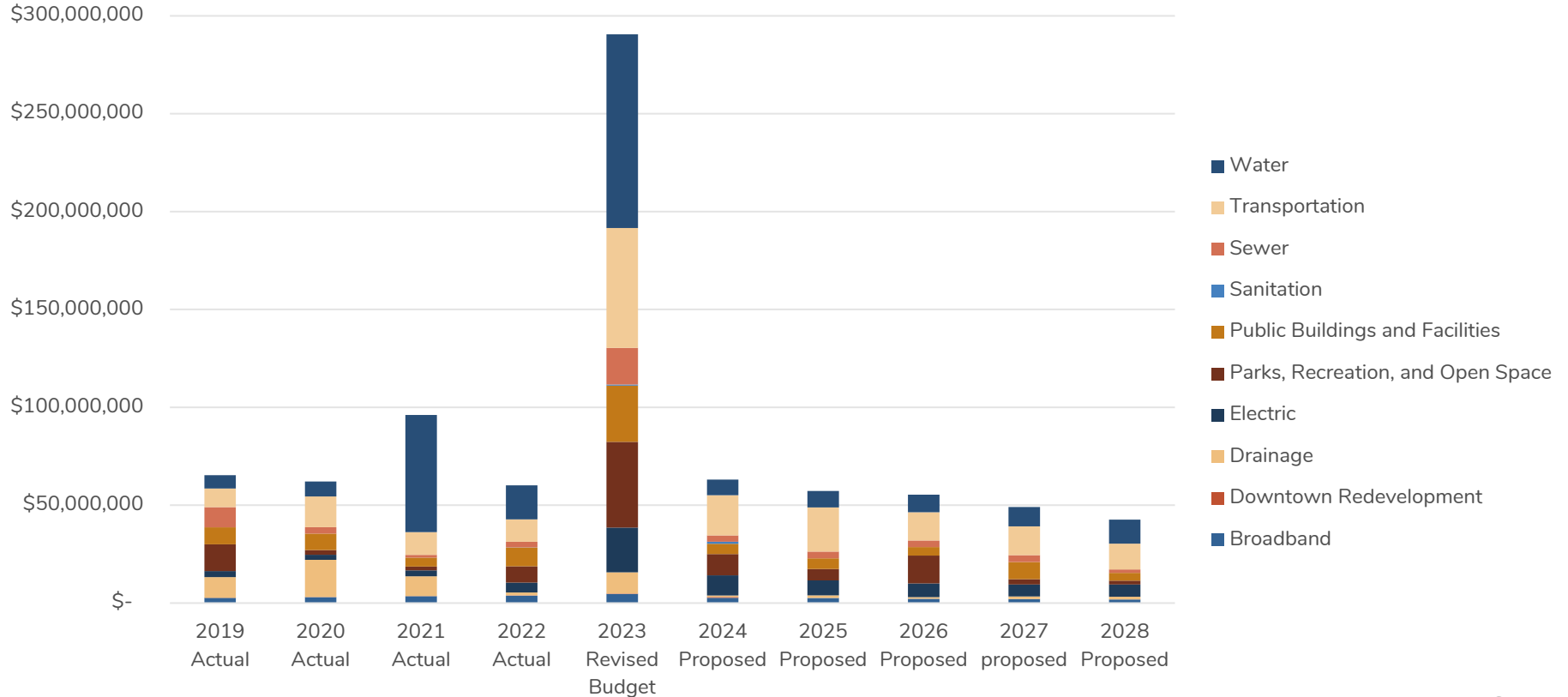
- Capital Improvement Plan
- Shows the City's infrastructure needs over the next 5 years
- Includes infrastructure with
  - Minimum life expectancy of 5 years
  - Minimum cost of \$10,000
- Projects funded in 2024 are included in the 2024 budget if approved
- Years 2025-28 show the City's plan for the future



# CIP Costs Over Time – 2019 to 2028



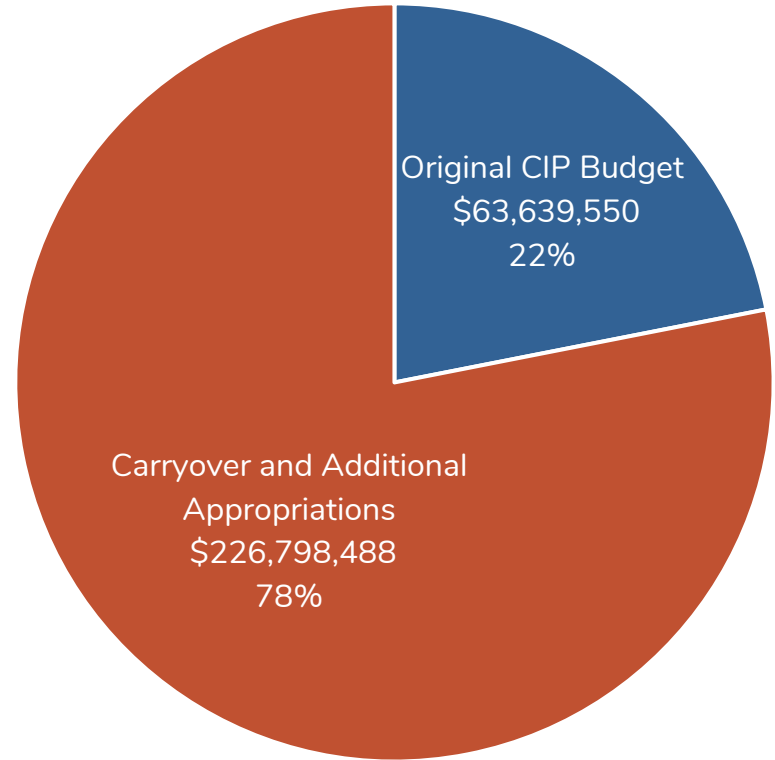
# CIP Costs Over Time – 2019 to 2028 (cont.)



# 2023 CIP Update

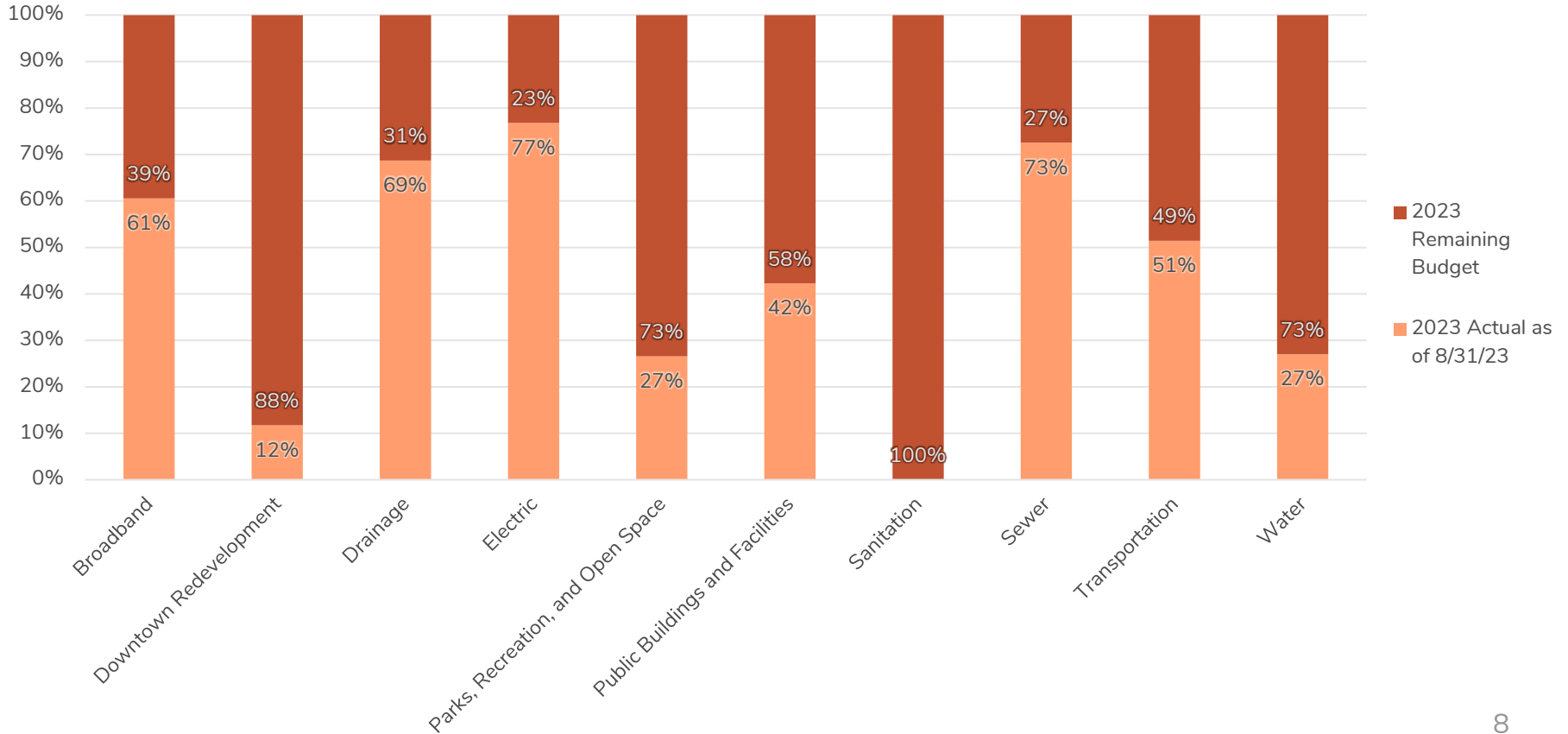
Project Category	2023 Revised CIP Budget (\$)
Water	98,557,361
Transportation	61,243,511
Parks, Recreation, and Open Space	43,742,521
Public Buildings and Facilities	28,749,911
Electric	22,463,044
Sewer	18,765,293
Drainage	10,907,245
Broadband	4,599,906
Downtown Redevelopment	889,246
Sanitation	520,000
Total	290,438,038

Total 2023 Revised CIP Budget



# 2023 CIP Update (cont.)

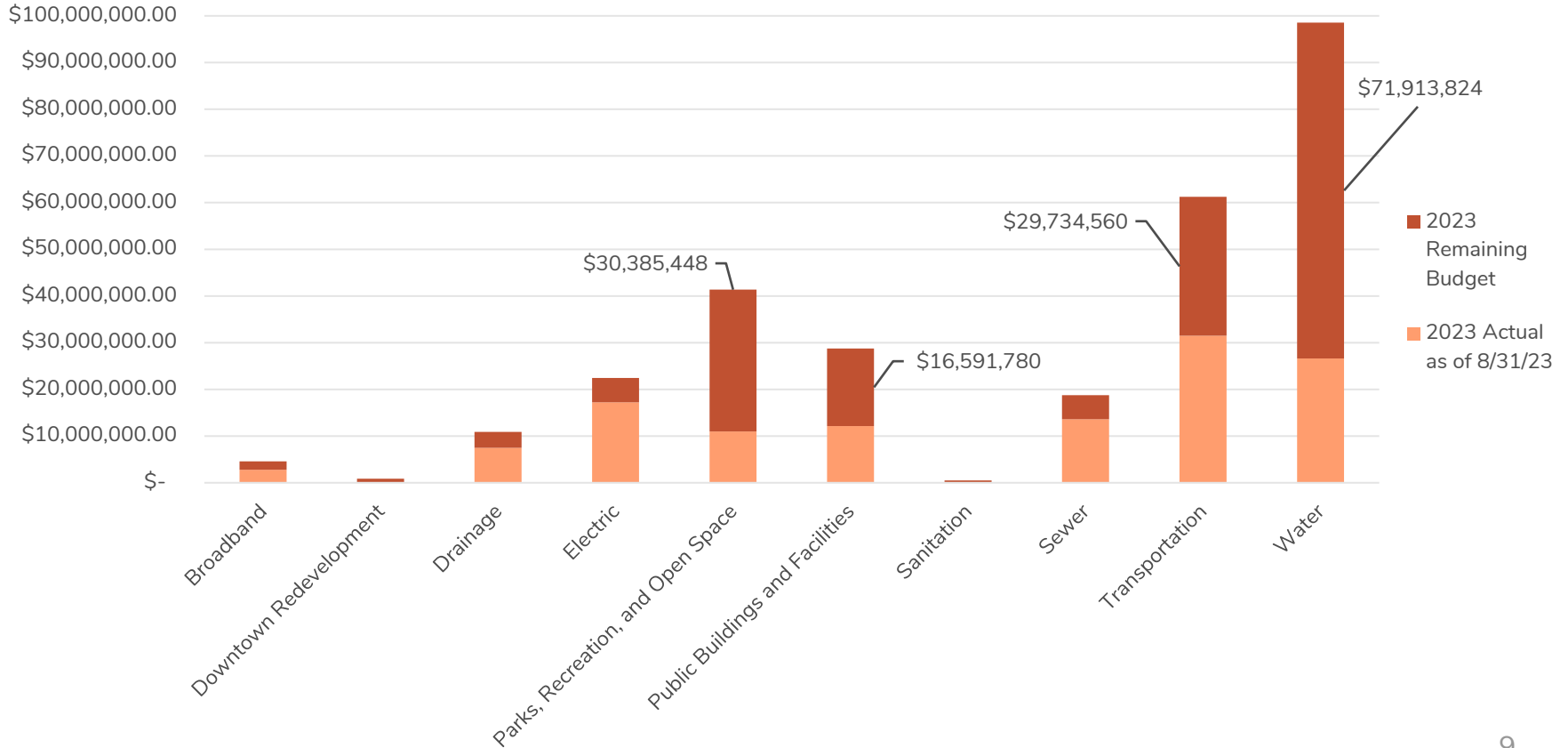
Total of 42% expended or encumbered to date and 58% of project funds remaining





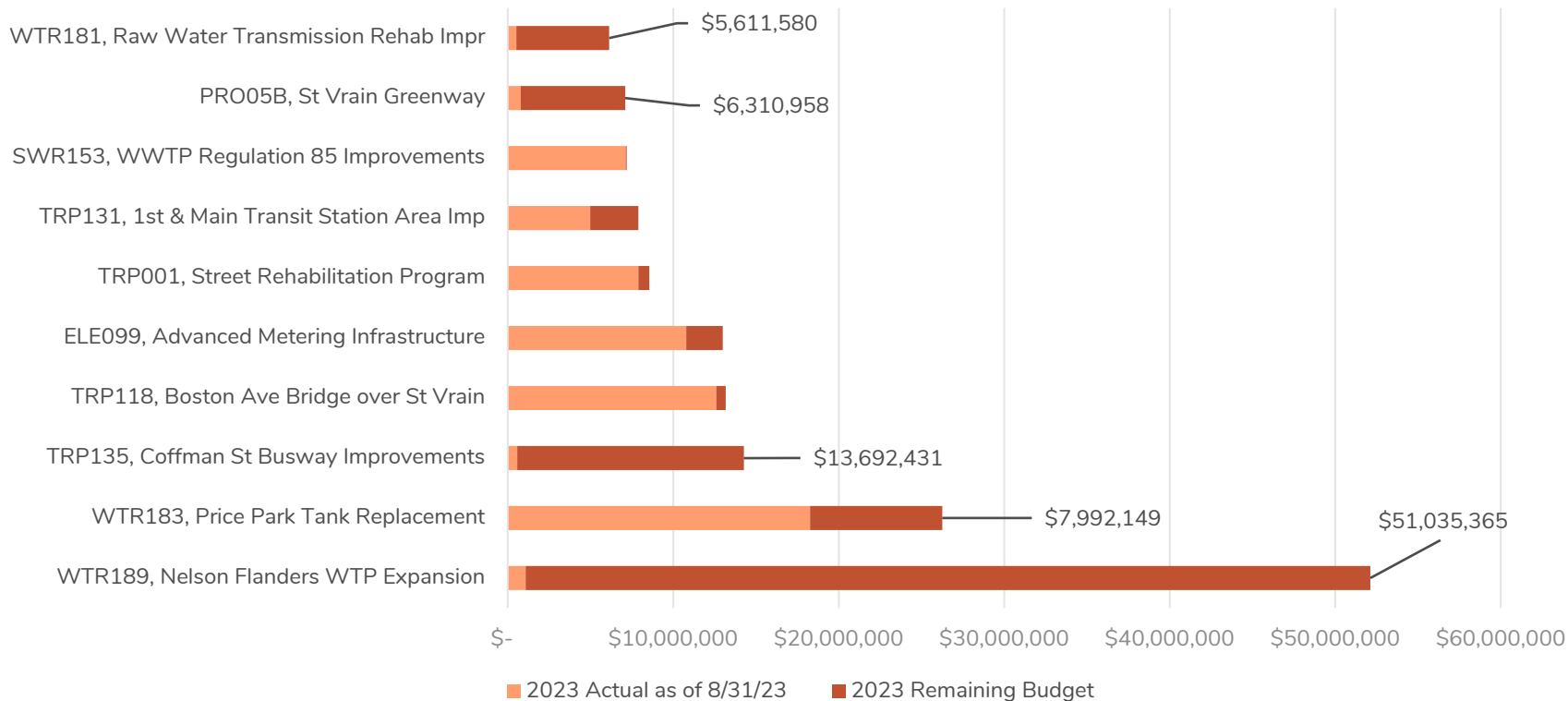
# 2023 CIP Update (cont.)

Total of \$123 million expended or encumbered and \$168 million of project funds remaining



# 2023 CIP Update (cont.)

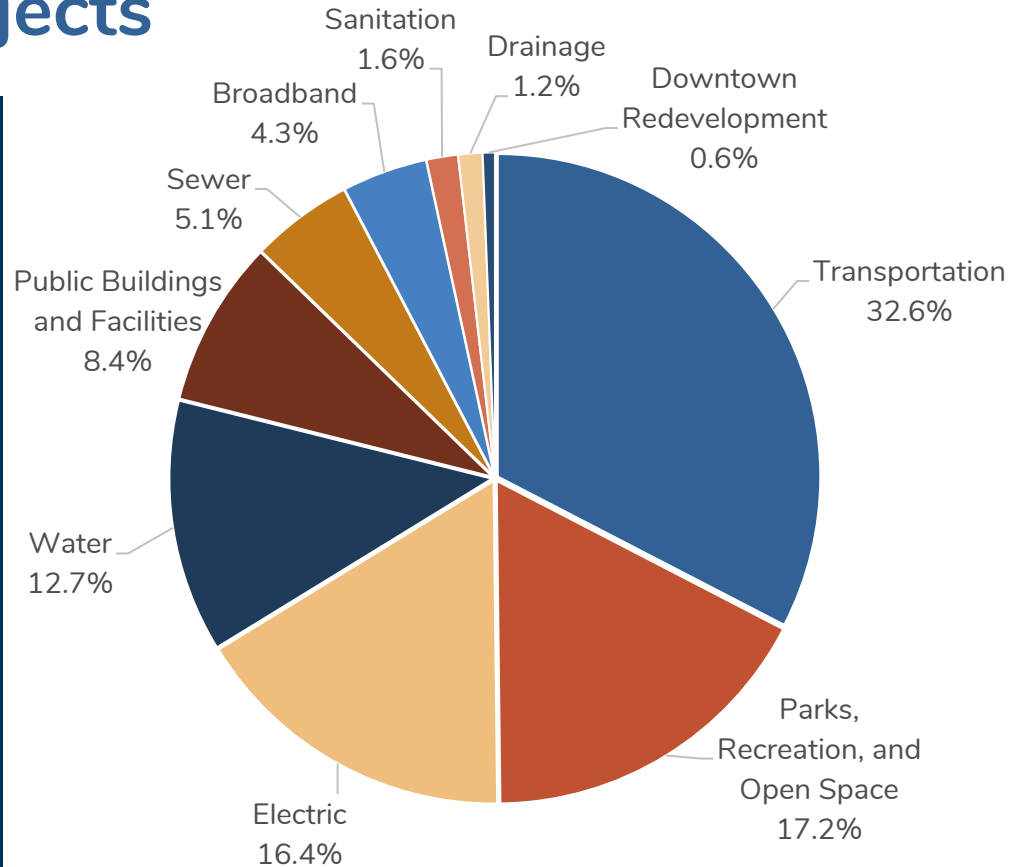
## Top 10 budgeted projects in 2023



# 2024 Proposed CIP Projects

\$63,043,323 in proposed projects in 2024

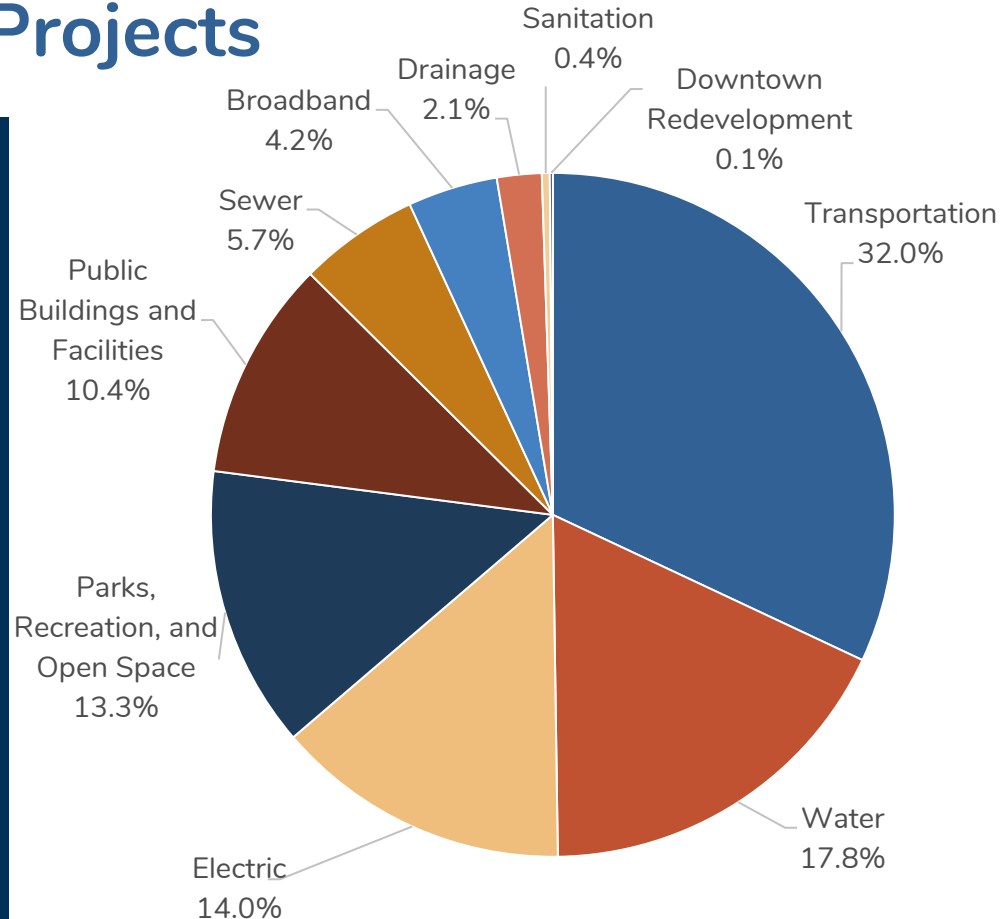
- \$20,553,934 in Transportation
- \$10,853,382 in Parks, Rec. & Open Space
- \$10,354,594 in Electric
- \$7,975,150 in Water
- \$5,266,515 in Public Buildings & Facilities
- \$3,215,340 in Sewer
- \$2,689,258 in Broadband
- \$989,800 in Sanitation
- \$760,350 in Drainage
- \$385,000 in Downtown Redevelopment



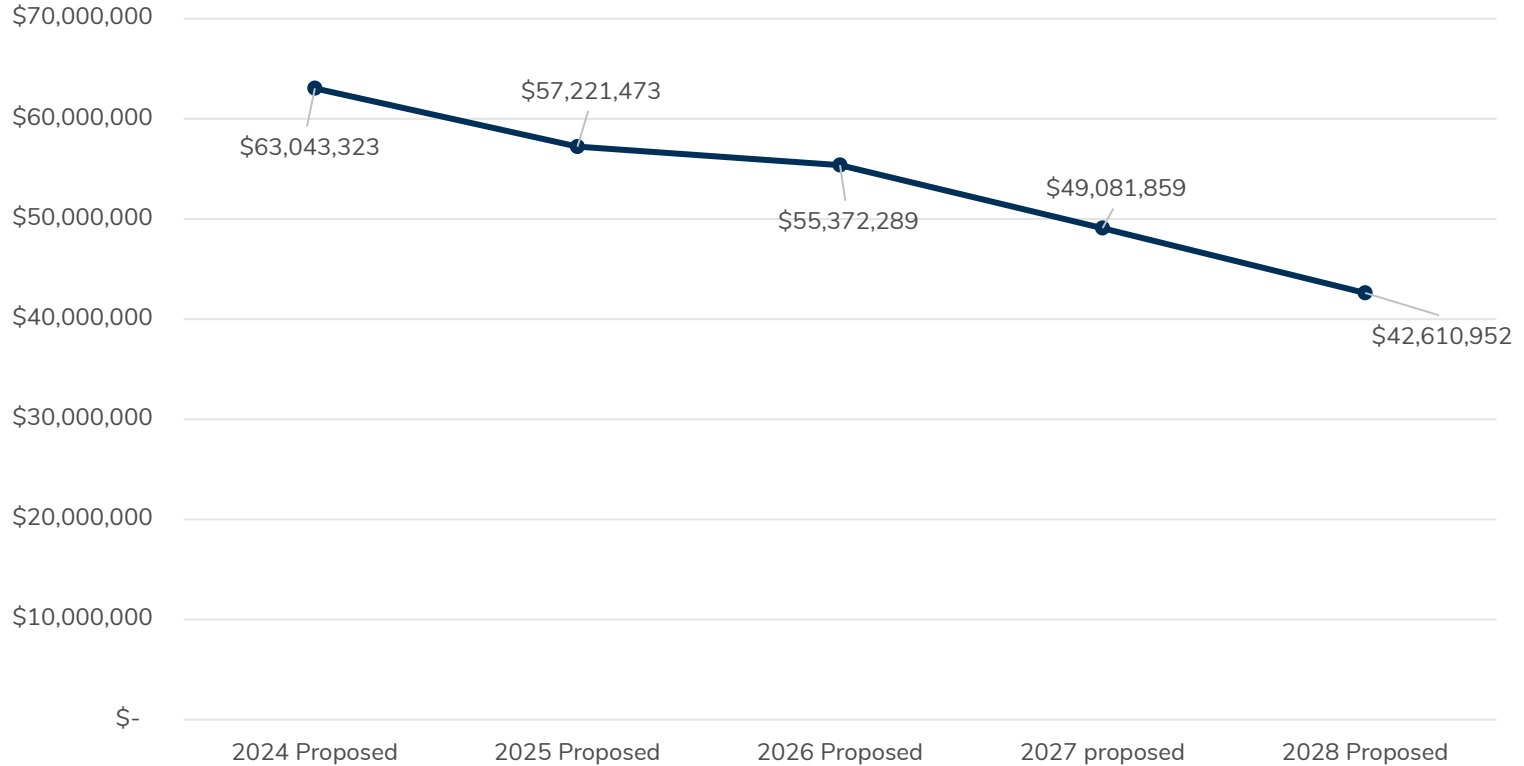
# 2024-28 Proposed CIP Projects

\$267,329,896 in proposed projects in 2024

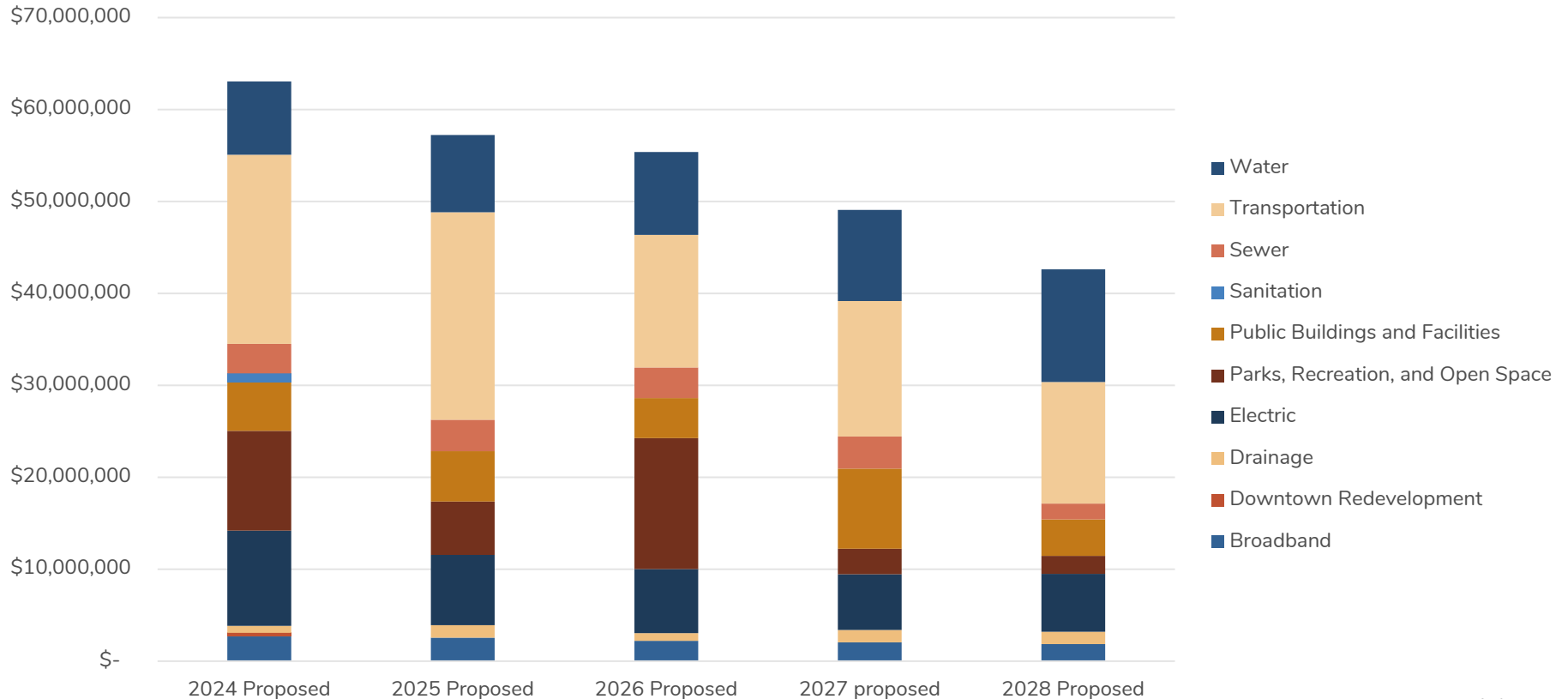
- \$95,496,628 in Transportation
- \$47,544,062 in Water
- \$37,316,206 in Electric
- \$35,615,737 in Parks, Rec. & Open Space
- \$27,792,955 in Public Buildings & Facilities
- \$15,182,660 in Sewer
- \$11,355,098 in Broadband
- \$5,651,750 in Drainage
- \$989,800 in Sanitation
- \$385,000 in Downtown Redevelopment



# 2024-28 Proposed CIP Costs Over Time

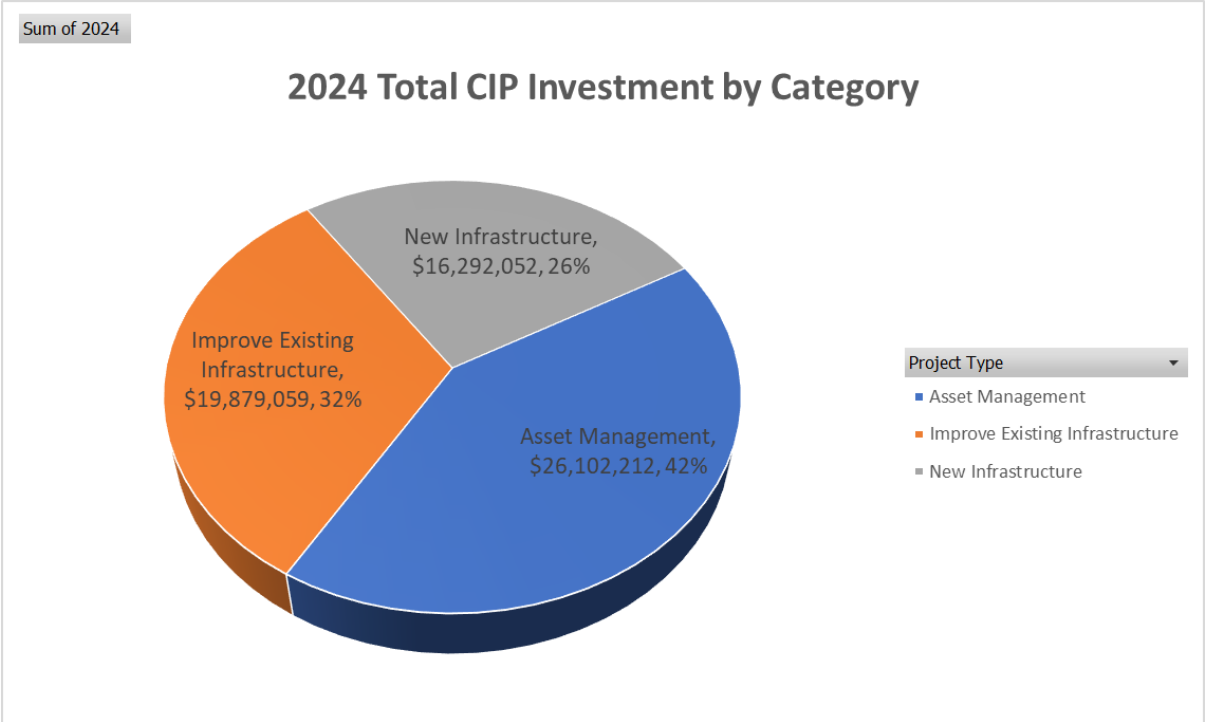


# 2024-28 Proposed CIP Costs Over Time (cont.)



# 2024 CIP by Investment Category

- Highest level of investment in managing existing assets (42%)
- Categories vary by infrastructure type as demonstrated in the following slides



### Category Definitions

Asset Management – renewal of infrastructure to maintain intended function  
Improve Existing Infrastructure – enhancement, upgrade, or added functionality  
New Infrastructure – Newly constructed infrastructure

# Project Delivery Challenges

- Higher Inflation 
- Product Availability/Timelines  
- Staffing  
- Regulatory Environment 





# Storm Drainage

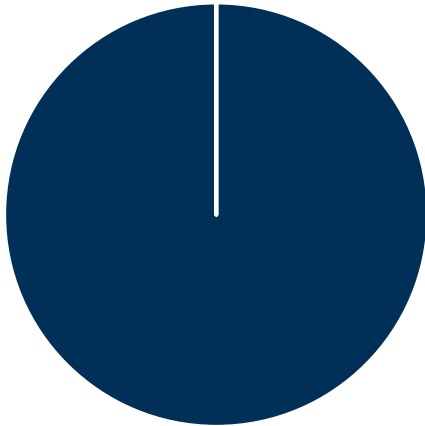
# 2024 CIP – Drainage \$760K, 1.2% of total CIP

## Notable Projects

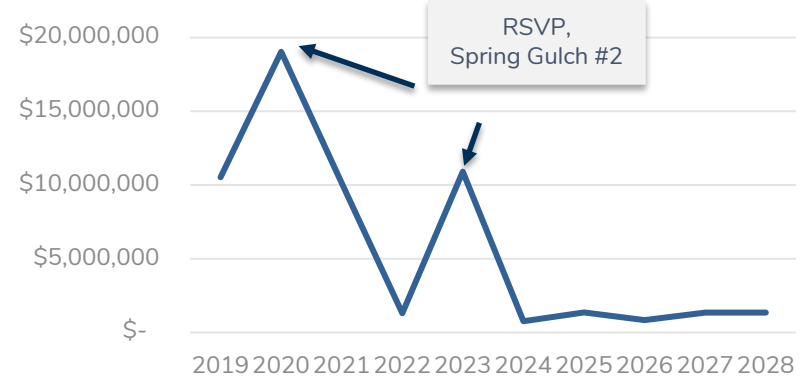
- Storm Drainage Rehabilitation & Improvements - \$760,350

## 2024 Drainage CIP by Project

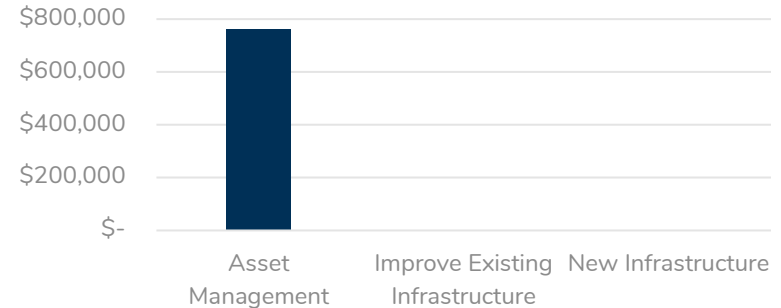
Storm Drainage  
Rehabilitation  
and  
Improvements



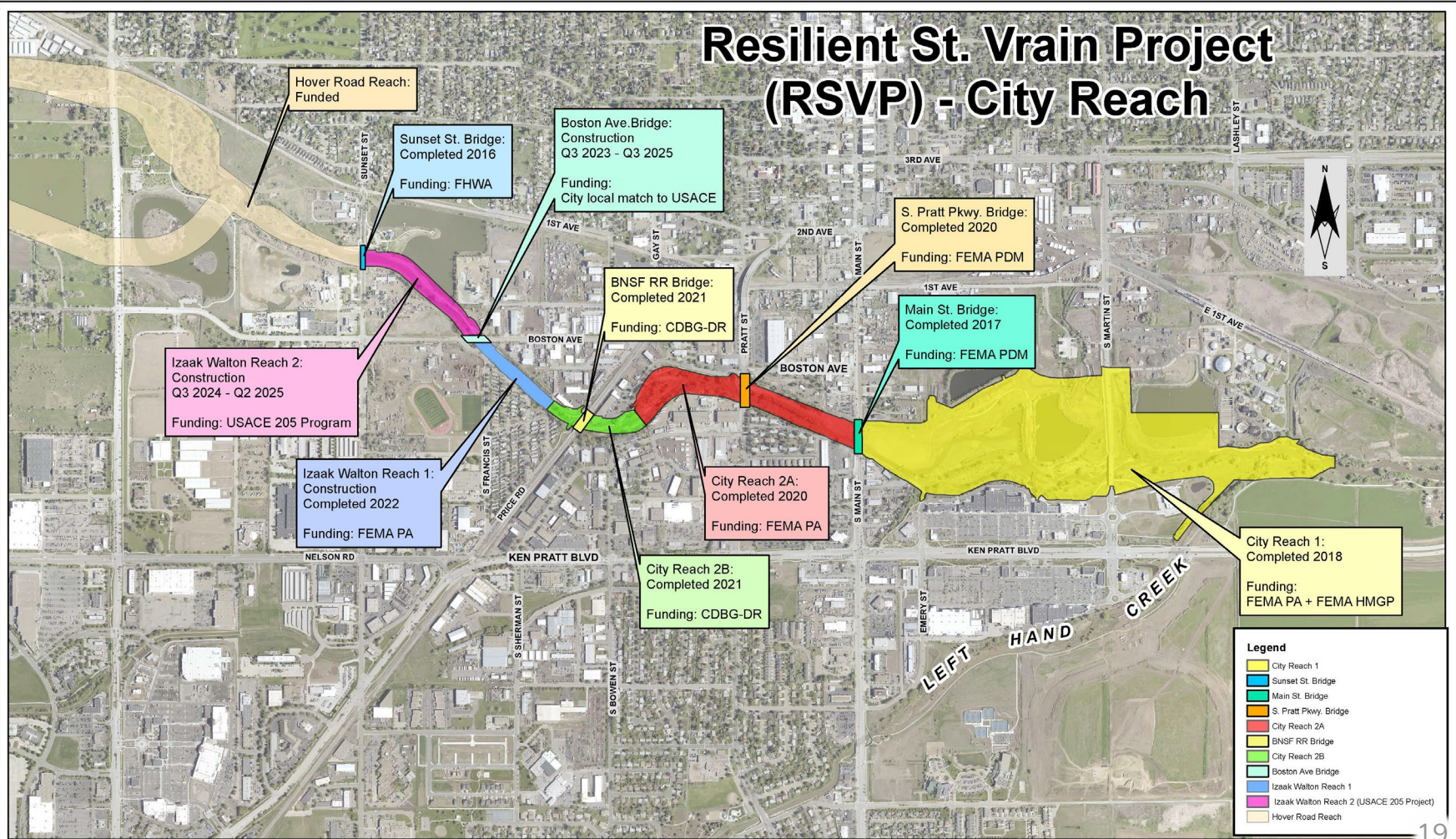
## 2019 - 2028 Drainage CIP Trend



## 2024 Drainage CIP by Investment Category



# Resilient St. Vrain Project (RSVP) - City Reach



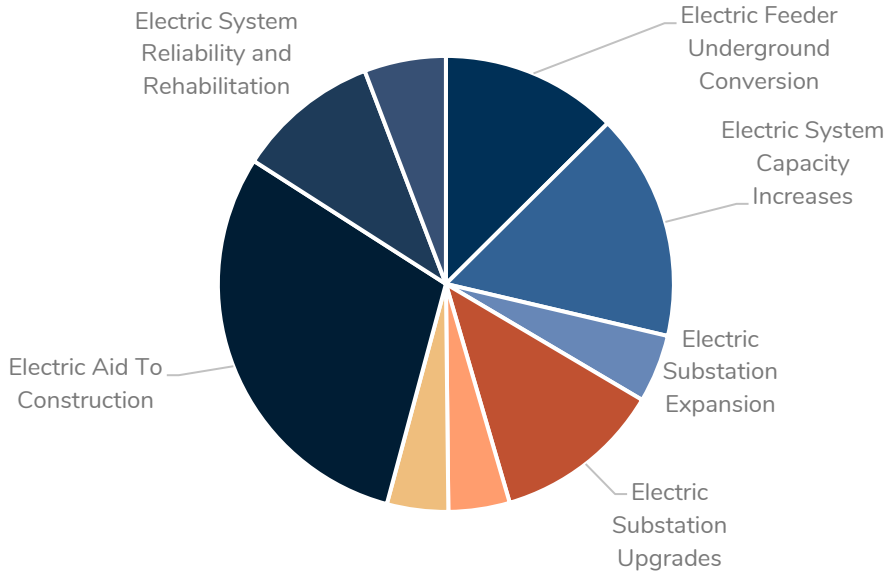
**Electric**

# 2024 LPC CIP – \$10.4M, 17% of Total CIP

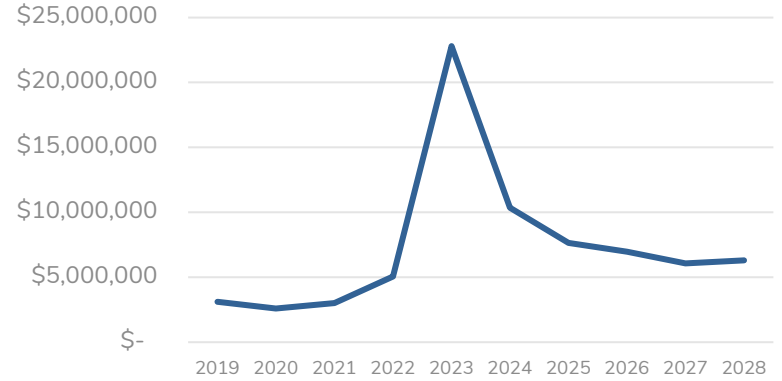
## Notable Projects

- Electric Grid Modernization - \$450,000
- Distributed Energy Resources Innovation & Solutions - \$600,000
- Electric System Capacity Increases - \$1,668,594

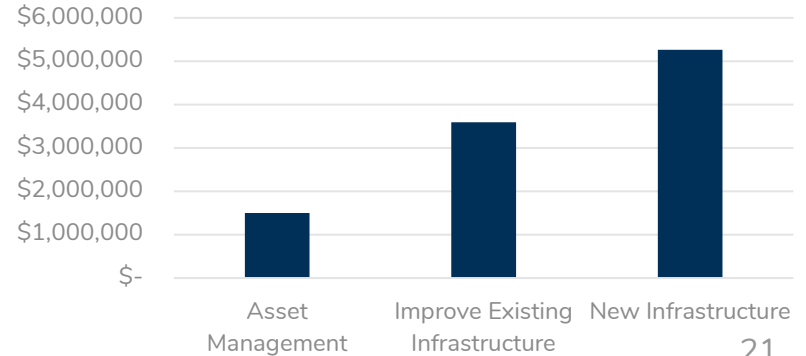
## 2024 Electric CIP by Project



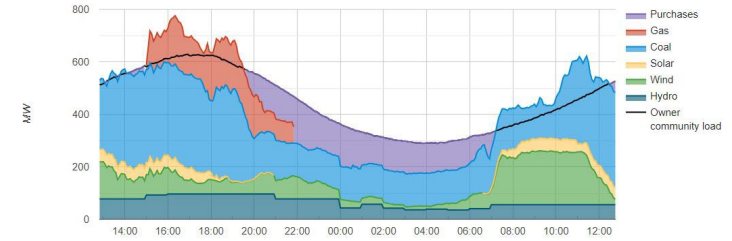
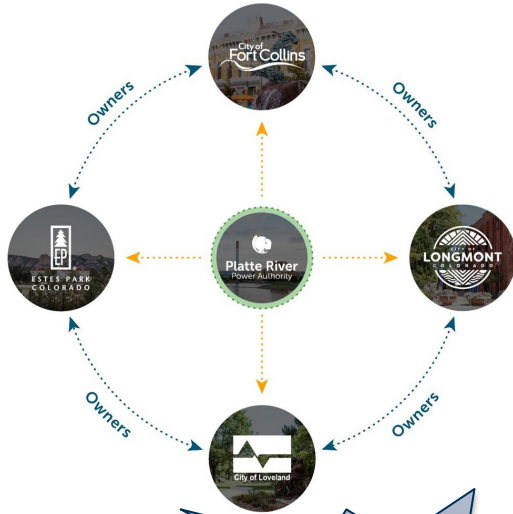
## 2019 - 2028 Electric CIP Trend



## 2024 Electric CIP by Investment Category



# 2024 LPC CIP – 100% Renewable Energy Goal



Reliability

Wildfire Mitigation


Electrification

Maintenance

Renewables

Financial Sustainability

# 2024 LPC CIP – Electric Grid Modernization



# 2024 LPC CIP – Electric System Reliability and Rehabilitation

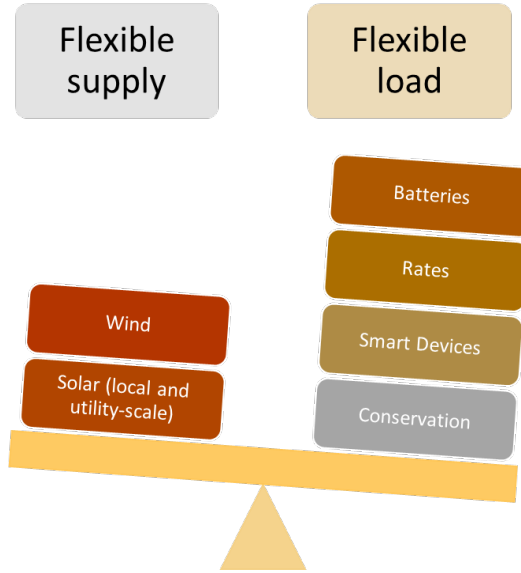




# 2024 LPC CIP – Distributed Energy Resources, Innovation, and Solutions



City of Fort Collins: <https://www.fcgov.com/utilities/residential/renewables/solar-rebates>



Energy Storage News: <https://www.energy-storage.news/commercial-and-industrial-is-most-exciting-part-of-europes-energy-storage-market/>



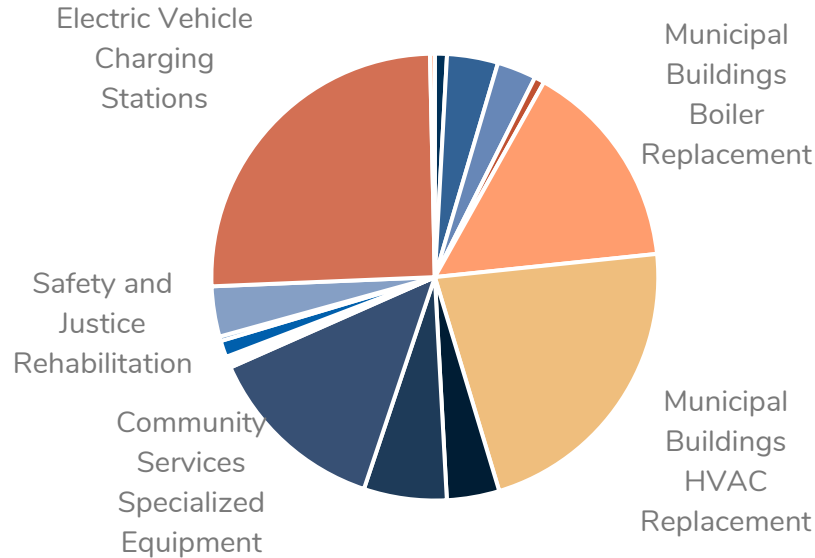
# Public Buildings and Facilities

# 2024 Public Buildings CIP – \$5.5M, 9% of Total CIP

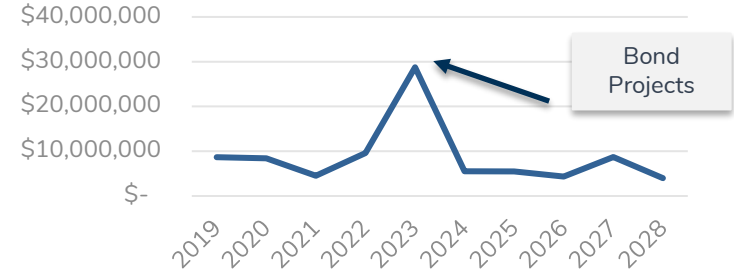
## Notable Efforts

- Ongoing Maintenance of Facilities
- Electric Vehicle Charging Stations - \$1,393,800

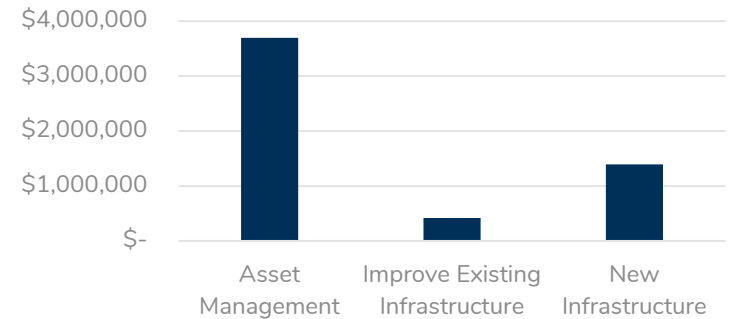
## 2024 Public Buildings CIP by Project



## 2019 - 2028 Public Buildings CIP Trend



## 2024 Public Buildings CIP by Investment Category





# SAFETY & JUSTICE STRUCTURAL REHABILITATION PROJECT

- Structural Deficiencies
- Dispatch Expansion Complete
- 2<sup>nd</sup> Floor and Roof Rehabilitation Complete
- Exterior Repairs In Process
- 1<sup>st</sup> Floor Rehabilitation scheduled to begin this Fall





# SAFETY & JUSTICE EXPANSION PROJECT

# PBF-225 | Fleet Electric Vehicle Charging Stations



## 2023 Update - \$204k grant from State of Colorado Level 3 Charging Stations (quick charging – 80% power in 15 minutes)

- Fleet Services
- Public Works Maintenance Facility

## Level 2 Charging Stations (4-6 hour charging time)

- Waste Services (ADA compliant)
- Fleet Services
- Service Center
- Parks Maintenance Facility



2024 CIP- 15 Level 2 Charging Stations

2025 CIP- 10 Level 2 Charging Stations

2026 CIP- Re-assess and perhaps 5 Level 2 Charging Stations

2027 CIP – Level 3 Charging Station for Public Safety

## Other notes

Many vehicles are on order, but orders have been cancelled or have long lead times

All new Public Safety patrol vehicles are hybrid

Working with CDOT on cooperative agreements for charging stations

Plan to apply for additional grant funds from State of Colorado



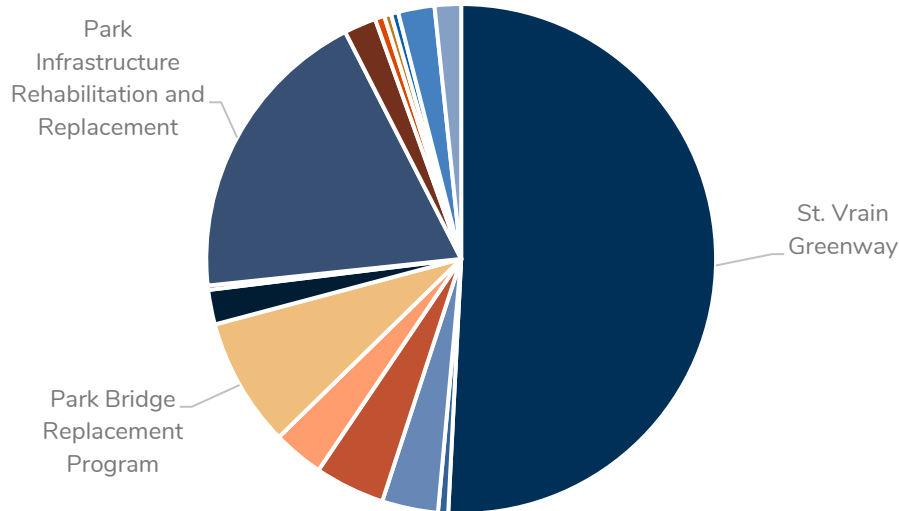
# Parks, Recreation, and Open Space

# 2024 CIP – Parks, Rec, Open Space, \$10.9M, 13% of Total CIP

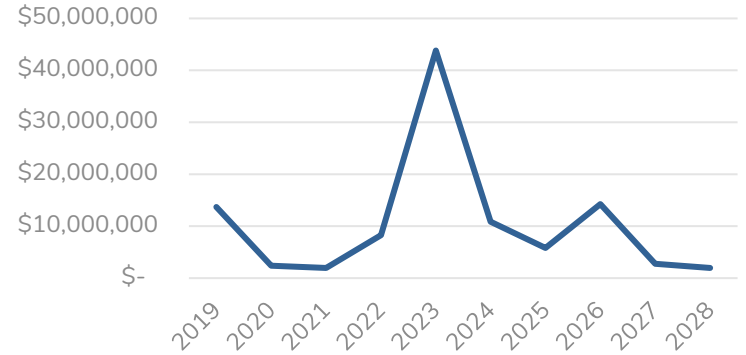
## Notable Projects

- St. Vrain Greenway - \$5,000,000
- Park Bridge Replacement - \$888,000
- Park Infrastructure Rehab & Replacement - \$2,078,283

### 2024 Parks CIP by Project



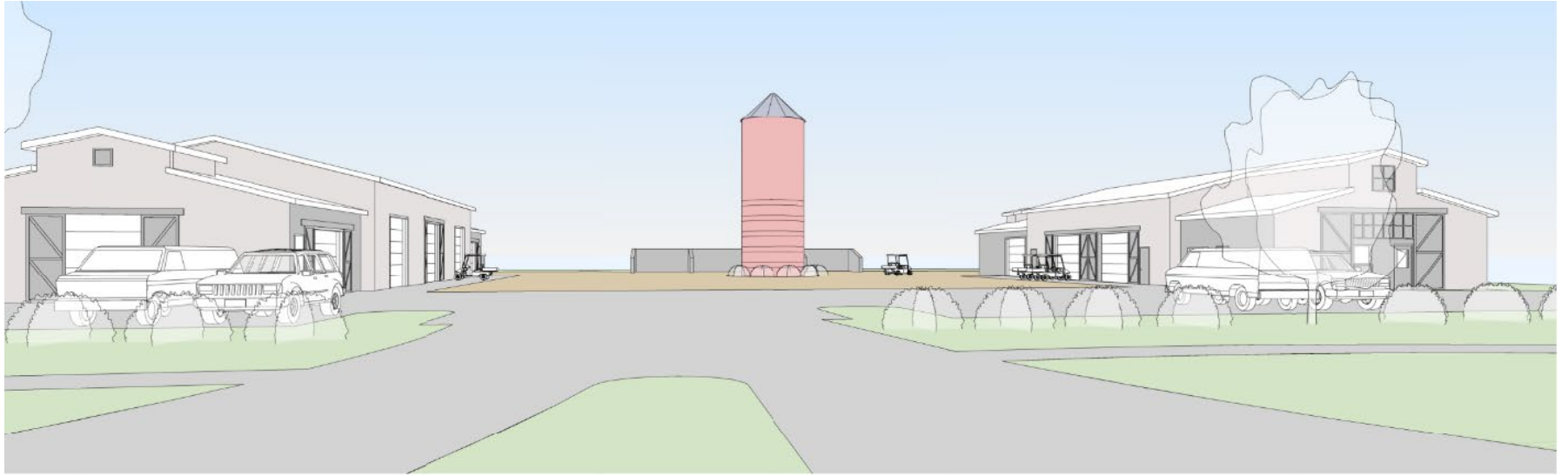
### 2019 - 2028 Parks CIP Trend



### 2024 Parks CIP by Investment Category







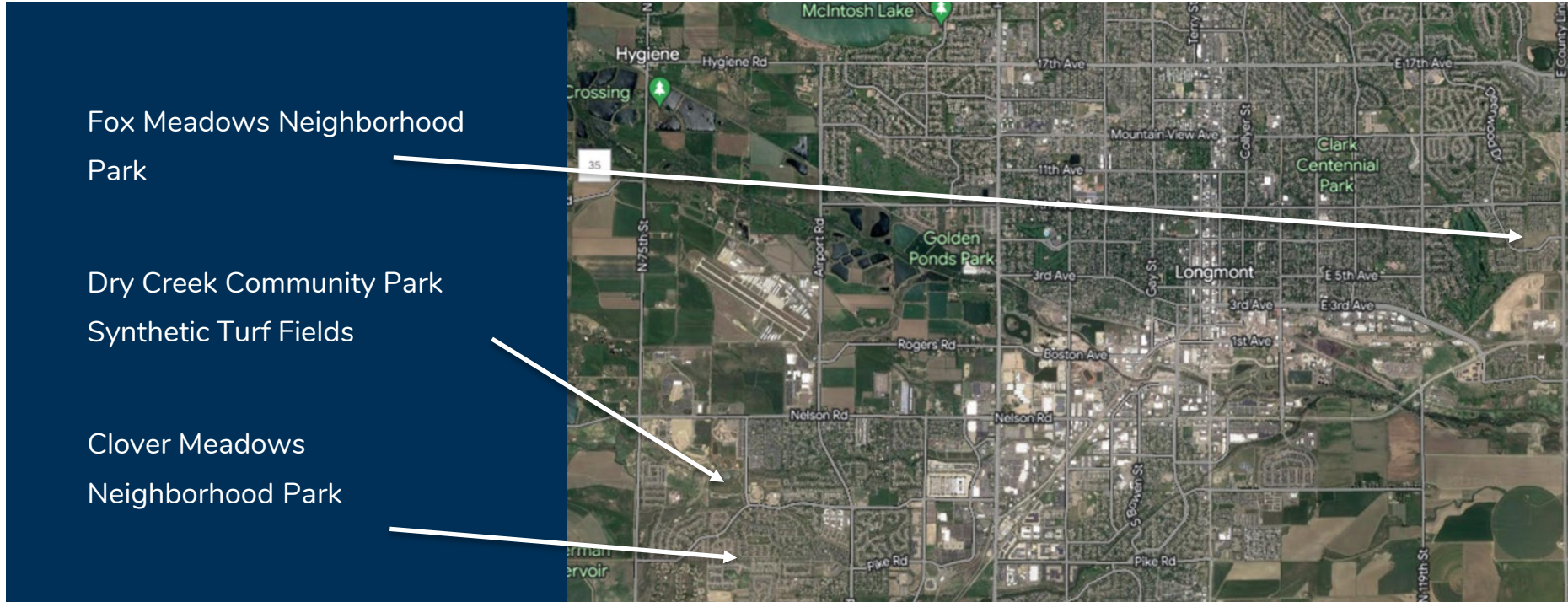
# UTE CREEK GOLF COURSE MAINTENANCE FACILITY



## 8 Parks in 5 Years

- Fox Meadows Neighborhood Park
- Clover Meadows Neighborhood Park
- Dry Creek Community Park Synthetic Turf Multi-Use Fields
- Sandstone Ranch Phase 4: Ball Fields
- Quail Campus Pickle Ball Courts
- Union Loop Trail
- Dry Creek Community Park Phase 2
- St. Vrain Greenway Western Expansion, Phase 12

# First three parks of the 8 parks in 5 years initiative...



# Fox Meadows Neighborhood Park

- New neighborhood park on a 9 acre parcel in an area not currently served by a neighborhood park. This parcel was dedicated to the City of Longmont in 2004 with the Fox Meadows Subdivision.
- **Master Planning/Public Input:** August 2023-November 2023
- **Design:** November 2023 – May 2024
- **Anticipated Construction:** June 2024 – January 2025
- Design/Build contract awarded to ECI Site Construction and Wenk Associates



Current Photo of the Future Fox Meadows Park Site

# Dry Creek Community Park Synthetic Turf Fields

- **Challenge:** Existing natural turf fields that were constructed as part of Phase 1 of the Dry Creek Community Park in 2012 have continually failed due to high water table and soil salinity causing the fields to go unused.
- **Solution:** Replace with synthetic turf fields, which will be the first fields of this kind in the City of Longmont.
  - Multi-use fields with striping as needed based on use
  - New field lighting
  - Increase usability for multiple sports
- **Design:** August 2023 – March 2024
- **Anticipated Construction:** April 2024 – December 2024
- Design/Build contract awarded to ECI Site Construction and Wenk Associates



Existing Condition of Failing Turf Fields

# Clover Meadows Neighborhood Park

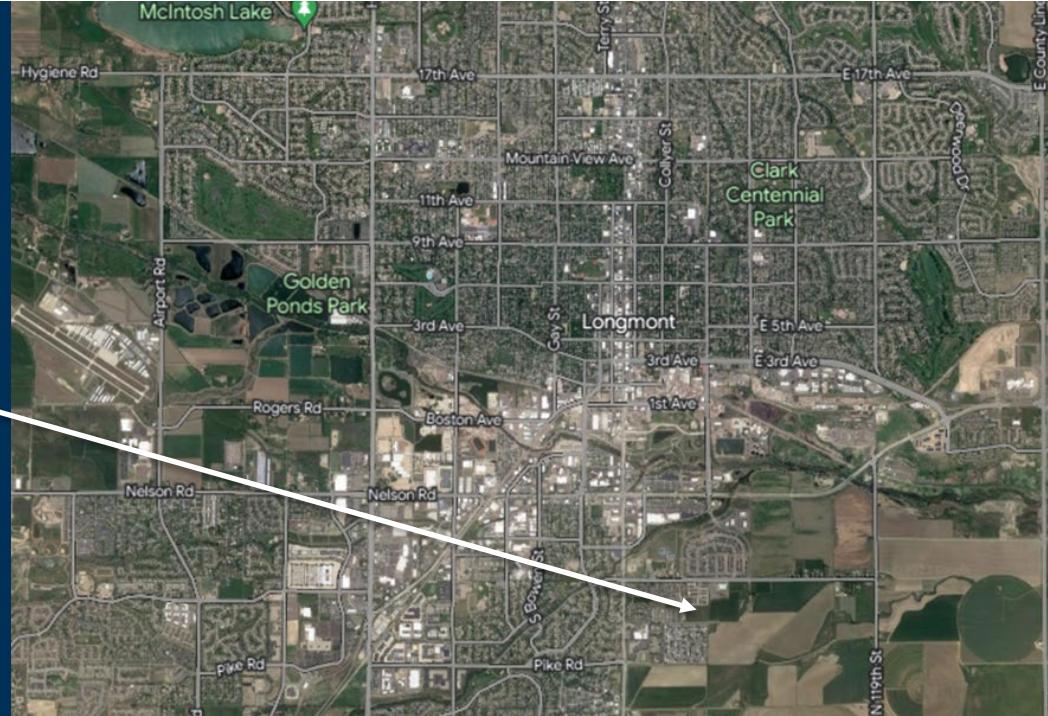
- New neighborhood park on a 6.84 acre parcel in SW Longmont that is amidst several new neighborhood developments.
- **Master Planning and public engagement:** Occurred in 2019.
- **Design:** August 2023 – January 2024
- **Anticipated Construction:** January 2024 – October 2024
- **Park elements:**
  - Restroom
  - Picnic Pavilion
  - Bike Skills Track/Single Track Loop
  - Playground
  - Open/Flexible-Use Lawn
  - Concrete Trail
  - Soft Surface Trails
  - Natural Open Space
- Design/Build contract awarded to ECI Site Construction and Wenk Associates



(Image From 2019 Accepted Master Plan)

# Additional CIP Parks and Open Space Projects

Nino Gallo Neighborhood Park



# Nino Gallo Neighborhood Park

- New neighborhood park on 9 acre parcel in SE Longmont which was formerly know as Wertman Open Space until February 2022.
- **Master Planning and public engagement:** Occurred in 2019.
- **Design:** Completed August 2023
- **Anticipated Construction:** October 2023-Fall 2024
- **Park elements:**
  - Four Pickleball Courts
  - Basketball Hoop
  - Playground
  - Disc Golf
  - Restroom
  - Picnic Pavilion
  - Dog Park with Shelter
  - Natural Grasses/Irrigation at Outlot D
- **Design:** Wenk Associates
- **Construction:** TBD



(Image From 2019 Accepted Master Plan)





# St. Vrain Greenway –Phase 13

## A Multimodal Transportation Project

### St. Vrain Greenway (Phase 13)

- Phases 1-11: Complete
- Phase 12: A future project
- **Phase 13: This project**

### Important to Longmont & Our Neighbors

- Connects Sandstone Ranch Nature Area to St. Vrain State Park
- Part of the regional *Front Range Trail* connecting New Mexico to Wyoming

### Multimodal Transportation

- Partially funded by a DRCOG Multimodal Transportation grant
- Administered in partnership with CDOT



Phase 13 (green) eastern terminus will link to St. Vrain State Park's existing trail.

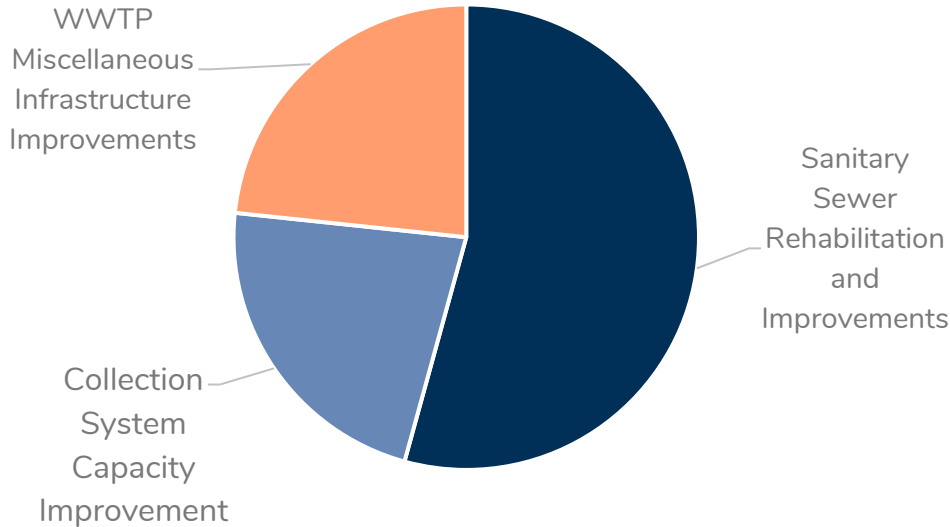
Sewer

# 2024 CIP – Sewer \$3.2M, 5% of total CIP

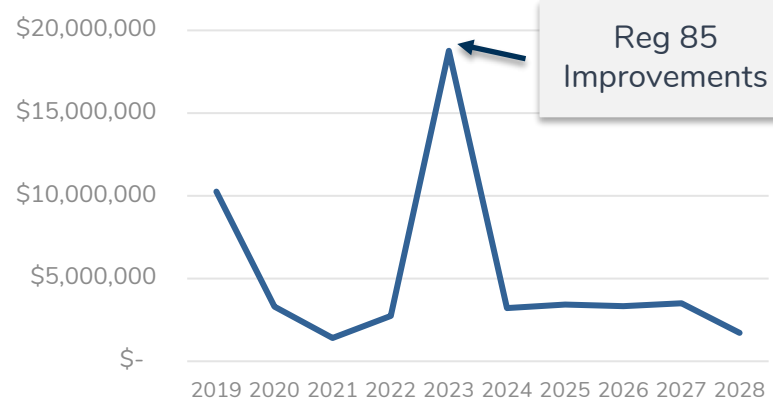
## Notable Projects

- Collection System Capacity Improvements - \$720,140

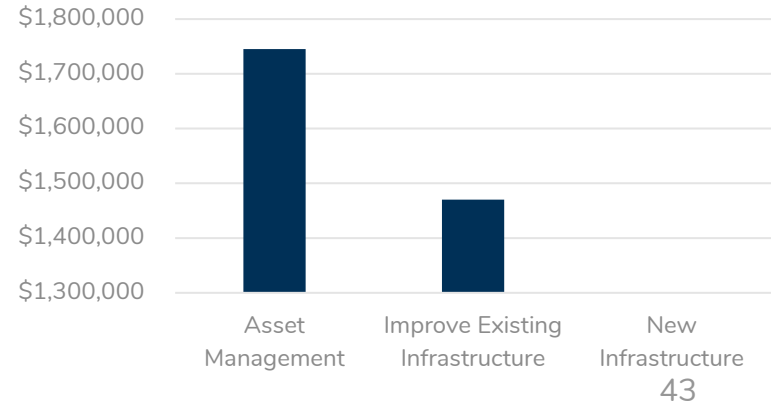
### 2024 Sewer CIP by Project



### 2019 - 2028 Sewer CIP Trend



### 2024 Sewer CIP by Investment Category



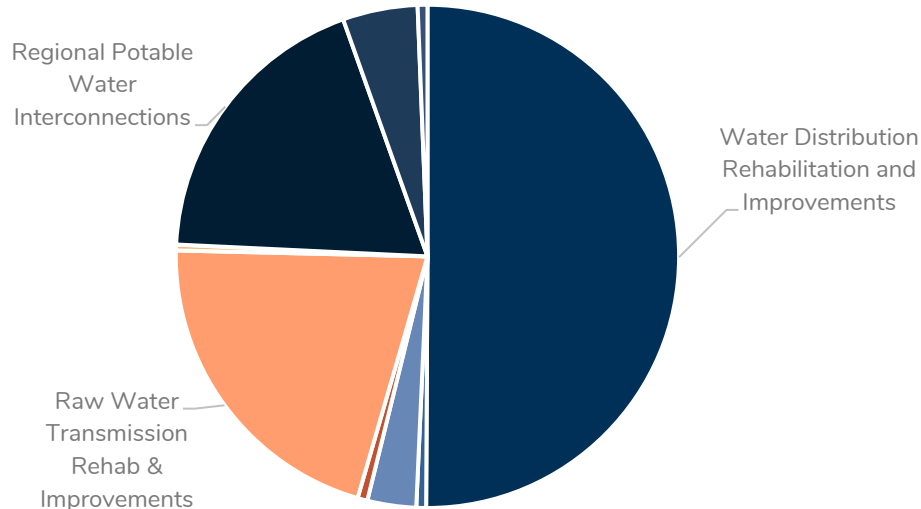
**Water**

# 2024 CIP – Water \$8M, 13% of total CIP

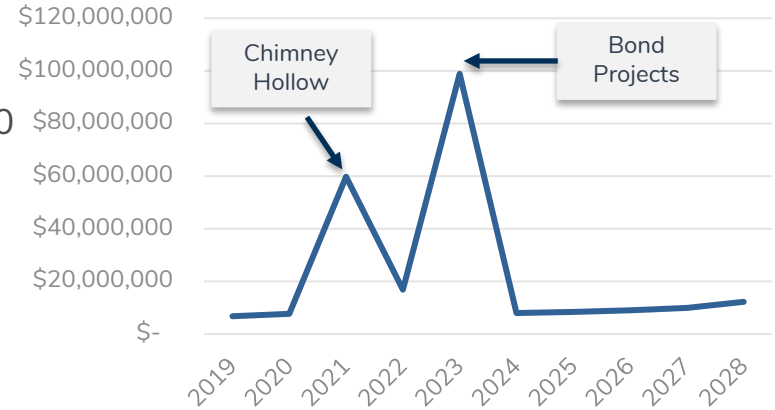
## Notable Projects

- Raw Water Transmission Rehab & Improvements - \$1,666,500
- Regional Potable Water Interconnections - \$1,500,000

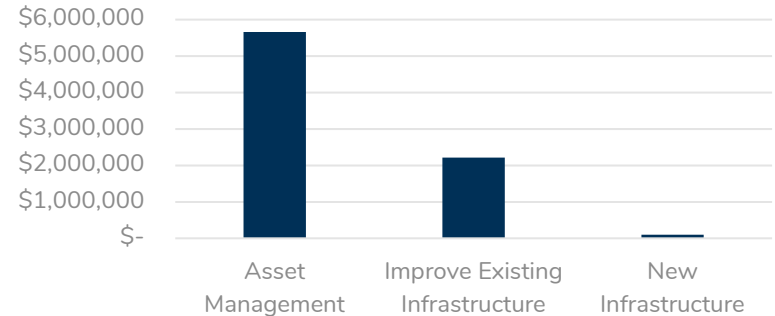
2024 Water CIP by Project



2019 - 2028 Water CIP Trend



2024 Water CIP by Investment Category



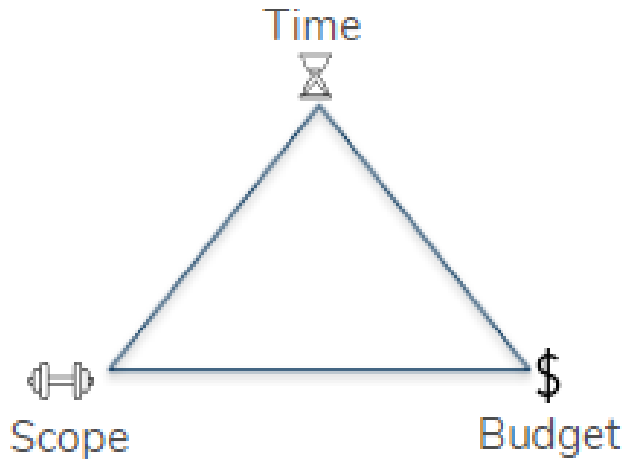


# Major Water Projects

- Nelson-Flanders WTP
- Montgomery Tank

# Major Water Projects

- Changed condition/priorities
- Council direction requested
  - Redirect bond funding to Montgomery Tank
  - Return with CIP Amendments



Project	2020 Estimate	Feb 2023	Current Estimate
NFWTP	\$53.4 M	\$93.7 M	\$93.7 M
Montgomery	\$15 M	\$25 M	\$40 M
<b>Total</b>	<b>\$68.4 M</b>	<b>\$118.7 M</b>	<b>\$133.7 M</b>

# Transportation (Street Fund)







# 2024 Proposed Street Fund Budget



- \$31,192,272 in expenditures
  - \$29,807,163 in revenues
  - \$1,385,109 contribution from fund balance
- 42.913 FTE
  - Includes 4.94 in new FTE



## 2024 Proposed Street Fund Vision Zero Investments

- 4 new positions
  - Alternative Transportation Planner
  - Senior GIS Mapping Technician
  - Neighborhood Resource Specialist
  - Transportation Engineering Assistant
- \$150,000 for consulting work
- \$400,000 included in TRP011 (Transportation System Management) capital improvements





## 2024 Proposed Street Fund Transit Program Investments

- \$1,205,760 in total
  - \$138,700 for FLEX Bus Program
  - \$45,000 for Access-a-Ride
  - \$150,000 for VIA
  - \$224,000 for RideFree Longmont
  - \$648,060 in new funding proposed to support Micro Transit System

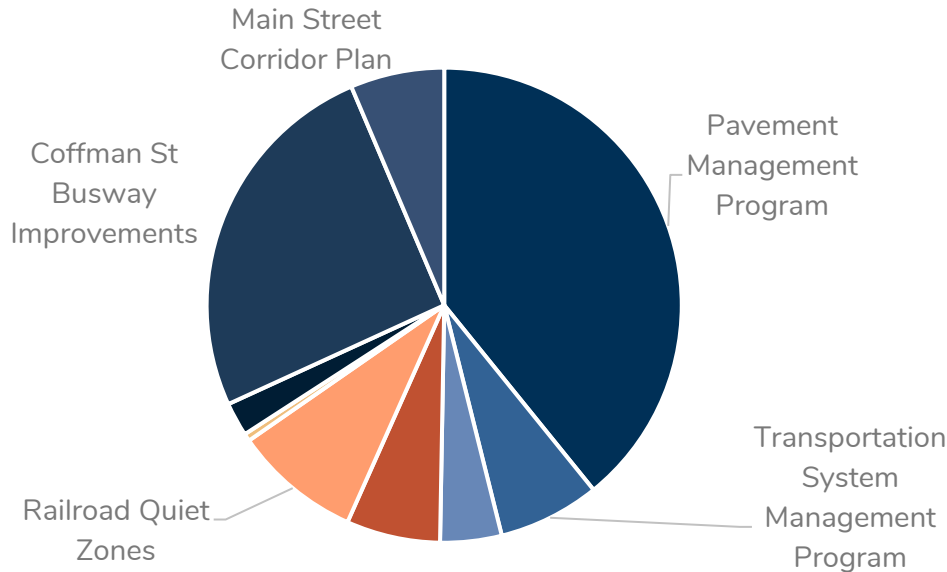


# 2024 CIP – Transportation \$20M, 31% of total 2024 CIP

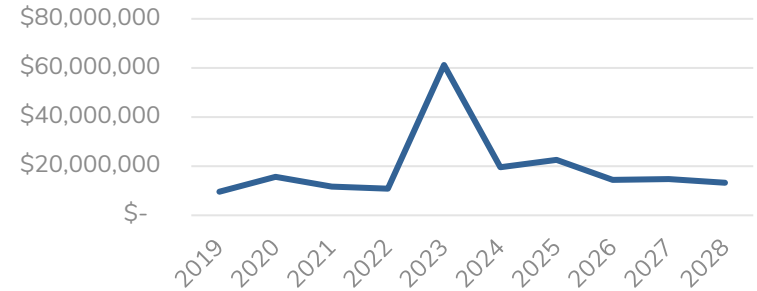
## Notable Projects

- Coffman St. Busway Improvements - \$4,972,000
- Railroad Quiet Zones - \$1,695,000
- Boston Ave Connection – Price to Martin - \$1,250,000
- Main Street Corridor Plan - \$1,250,000

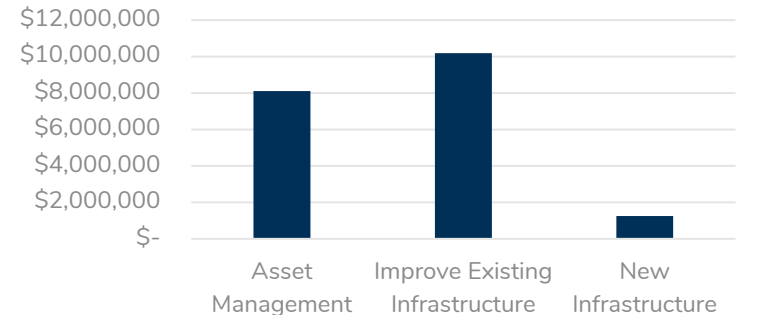
## 2024 Transportation CIP by Project



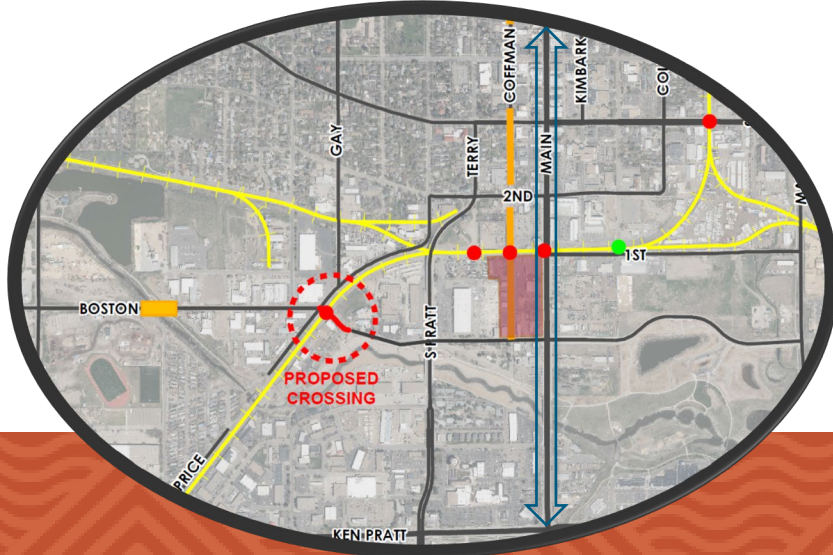

## 2019 - 2028 Transportation CIP Trend



## 2024 Transportation CIP by Investment Category



# Transportation Planning



# Transportation System Management

Safety, Multi-Modal, Minor Capacity, NTM,  
Traffic Signal & ADA

- Sunset Street & SH 119  
Intersection & Road Diet  
(Construction)
- County Line Road, 17<sup>th</sup> Avenue to  
SH 66 Bike Lanes (Design/ROW)
- County Line Road, Zlaten Drive to  
SVC Bike Lanes (Construction)
- Vision Zero



# Affordable and Attainable Housing Funds



# Affordable Housing Fund

- \$2,836,543 in total, including:
  - \$1,206,543 in General Fund transfers
  - \$275,000 in Special Retail Marijuana Tax revenue
  - 3.34 FTE




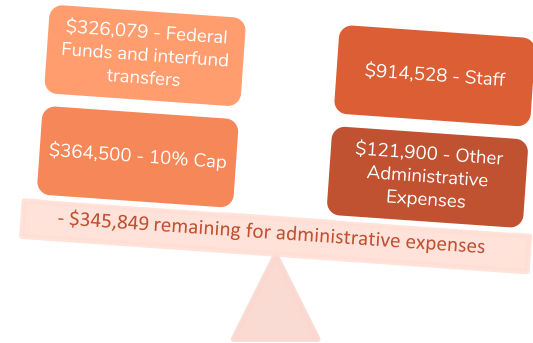


# Attainable Housing Fund

- \$1 million proposed in 2024 General Fund transfers to fund
  - \$250,000 per year existing ongoing General Fund transfer
  - \$350,000 additional proposed ongoing General Fund transfer proposed
  - \$400,000 additional one-time General Fund transfer proposed
- 1.6 FTE
  - Includes a new Homeownership Specialist

# Proposed Increase to Administrative Caps

- 10% - Current cap for Affordable and Attainable Fund revenues used for program administration
- 20% - Proposed increased cap
  - Decreasing federal funding sources
  - Organizational realignment
  - Additional administrative capacity needs to pursue additional funding and administer new programs



# Topics for September 12 Budget Discussion



- Employee Compensation and Benefits
- General Fund Budget Summary
- Public Safety Fund Budget Summary



**Thank You**

