

2021 ANNUAL MONITORING REPORT

Groundwater Quality Monitoring Program
Multiple Oil & Gas Well Sites
Longmont, Colorado

August 4, 2021
Terracon Project No. 22217000



Prepared for:
City of Longmont
Longmont, Colorado

Prepared by:
Terracon Consultants, Inc.
Longmont, Colorado

terracon.com

Terracon

Environmental ■ Facilities ■ Geotechnical ■ Materials



August 4, 2021

City of Longmont
1100 South Sherman Street
Longmont, Colorado 80501

Attn: Dr. Jane Turner, P.E., PhD
(303) 774-4545
jane.turner@longmontcolorado.gov

**Re: 2021 Annual Monitoring Report
Groundwater Quality Monitoring Program
Oil & Gas Well Sites
Longmont, Colorado
Terracon Project No. 22217000**

Dear Dr. Turner:

Terracon Consultants, Inc. (Terracon) is pleased to submit our report of the 2021 Annual Groundwater Quality Monitoring Program activities performed at fifteen plugged and abandoned (PA) O&G well sites, and one associated tank battery site located within the City of Longmont, Colorado. The report presents data from recent field activities that included the collection of groundwater samples for laboratory analysis. Terracon conducted the Investigation in general accordance with our proposal (P22217000), dated January 25, 2021.

Terracon appreciates this opportunity to provide environmental consulting services to The City of Longmont. Should you have any questions or require additional information, please do not hesitate to contact our office.

Sincerely,

Terracon Consultants, Inc.

Charles Covington

Charles A. Covington
Staff Geologist

John C. Graves, P.G.
Senior Principal/Regional Manager

TABLE OF CONTENTS

	Page No.
EXECUTIVE SUMMARY	ERROR! BOOKMARK NOT DEFINED.
1.0 SITE DESCRIPTION	1
2.0 SCOPE OF SERVICES	1
2.1 Standard of Care.....	2
2.2 Additional Scope Limitations.....	2
2.3 Reliance	3
3.0 FIELD INVESTIGATION	3
3.1 Safety.....	3
3.2 Sampling and Analytical Program Summary	3
3.3 Groundwater Sampling	4
4.0 FIELD INVESTIGATION RESULTS	4
4.1 Hydrogeology.....	4
5.0 ANALYTICAL RESULTS	5
5.1 Organic Compounds	5
5.2 Inorganics in Groundwater.....	6

APPENDICES

APPENDIX A – EXHIBITS & TABLES

- Exhibit 1 - Well Site Locations Map
- Exhibit 2 - Site and Piezometric Surface Diagram - Domenico #1
- Exhibit 3 - Site and Piezometric Surface Diagram - Evans #6 Tank Battery
- Exhibit 4 - Site and Piezometric Surface Diagram - Evans #6 Wellhead
- Exhibit 5 - Site Diagram - Stamp #1
- Exhibit 6 - Site and Piezometric Surface Diagram - City of Longmont #1
- Exhibit 7 - Site and Piezometric Surface Diagram - Powell #1
- Exhibit 8 - Site Diagram - Tabor #1
- Exhibit 9 - Site Diagram - Tabor #7
- Exhibit 10 - Site and Piezometric Surface Diagram - Longmont 8-10k
- Exhibit 11 - Site and Piezometric Surface Diagram - Maruyama
- Exhibit 12 - Site and Piezometric Surface Diagram - George Mayeda #1
- Exhibit 13 - Site and Piezometric Surface Diagram - Mary #2
- Exhibit 14 - Site and Piezometric Surface Diagram - Wertman #1
- Exhibit 15 - Site and Piezometric Surface Diagram - Serafini Gas Unit
- Table 1 - Groundwater Elevation Data
- Table 2 - Groundwater Analytical Results

APPENDIX B – ANALYTICAL REPORTS & CHAINS OF CUSTODY

1.0 EXECUTIVE SUMMARY

In 2013, Terracon installed and/or sampled groundwater monitoring wells at the active oil and gas (O&G) wells located within the City of Longmont (the City). The results of these activities are described in the First and Third Quarter 2013 Monitoring Reports (May 31, 2013 and December 31, 2013, respectively). Terracon has continued to execute sampling activities for the City of Longmont Groundwater Quality Monitoring Program and the results of these activities are described in the subsequent 2014 through 2021 monitoring reports.

Since 2013, Terracon has assisted the City with the investigation of additional active and PA well sites within Longmont City limits to add to the annual groundwater quality monitoring program. All of the current program sites were sampled during the 2021 monitoring event, with the exception of the Sherwood #1 and Sherwood #2 sites.

This groundwater quality sampling event was performed in accordance with the scope of services outlined in Terracon Proposal No. P22217000, dated January 25, 2021. A total of 43 of the planned 50 monitoring wells were sampled on June 15th – 17th, June 21st, 23rd, 28th, and July 7th to evaluate potential impacts to groundwater from current or historical oil and gas (O&G) extraction and production (E&P) operations at the sites. Groundwater samples were analyzed in accordance with the procedures outlined in Section 3 of this report.

A summary of our findings, conclusions, and recommendations is provided below. It should be recognized that details were not included or fully developed in this section, and the report must be read in its entirety for a comprehensive understanding of the items contained herein.

Findings and Conclusions

Volatile organic compound (VOC) constituents were not reported at concentrations above laboratory detection limits in groundwater samples collected during this sampling event.

Dissolved methane in groundwater may be an indication of a release at an O&G production well site. Neither the COGCC nor the CDPHE have developed standards for methane in groundwater. The COGCC has developed standards for source water (e.g., water wells) in the Greater Wattenberg Area (GWA). This project is located within the GWA. Water wells that are registered with Colorado Division of Water Resources (DWR), and include:

- household,
- domestic,
- livestock,
- irrigation,
- municipal/public,

2021 Annual Monitoring Report

Groundwater Quality Monitoring Program ■ Longmont, Colorado

August 4, 2021 ■ Terracon Project No. 22217000



- commercial,
- permitted or adjudicated springs, and
- monitoring wells installed for the purpose of complying with groundwater baseline sampling and monitoring requirements.

Section 318A.f.(8) of the COGCC Rules and Regulations for baseline sampling of water wells in the GWA states that concentrations of methane greater than 1.0 mg/L require a gas compositional and stable isotope analysis of the methane to determine the source of the methane (e.g. thermogenic, biogenic or a mixture of the two). Currently, the reported methane concentrations do not require additional investigation of groundwater.

Several inorganic parameters (nitrogen, sulfates, and chloride) were reported above Colorado Department of Public Health and Environment (CDPHE) and Colorado Oil and Gas Conservation Commission (COGCC) Groundwater Standards. However, laboratory analytical results have remained consistent with former sampling events and results may be indicative of background concentrations based on former analytical data and lack of production of produced water at currently active sites.

In general, increased chloride and sulfate concentrations correspond to increases in specific conductance and turbidity due to slow recharge of the monitoring well and the presence of clay in the formation. Clay is a smaller particle and passes through the monitoring well filter pack, and inorganics can attach to the clay particles.

Recommendations

The objective of the investigation was to evaluate the presence of constituents of concern in the groundwater above relevant laboratory detection limits and/or regulatory limits associated with historical O&G operations at the sites.

Terracon recommends the continued monitoring of all sites currently enrolled in the City of Longmont Annual Groundwater Quality Monitoring Event on an annual basis. The continued monitoring of the aforementioned sites will work to augment the existing data set. This information will be used to further assess the extent groundwater impacts present, track trends in the groundwater quality, and to evaluate if sites shall be added to or removed from the annual sampling list.

2.0 SITE DESCRIPTION

This project consists of sampling monitoring wells associated with fifteen PA O&G well sites and one associated tank battery site located in the City of Longmont, Colorado, (the City). The 2021 monitoring event analyzed potential impacts to groundwater, in accordance with Terracon Proposal No. P22217000, at the following sites:

- Domenico #1: three monitoring wells;
- Evans #6 Tank Battery: three monitoring wells;
- Evans #6 Wellhead: two monitoring wells;
- Stamp #1: three monitoring wells;
- City of Longmont #1: two monitoring wells;
- Powell #1: three monitoring wells;
- Sherwood #1: three monitoring wells;
- Sherwood #2: three monitoring wells;
- Tabor #1: two monitoring wells;
- Tabor #7: three monitoring wells;
- Longmont 8-10k: three monitoring wells;
- Maruyama: three monitoring wells;
- George Mayeda #1; three monitoring wells;
- Mary #2: three monitoring wells;
- Wertman #1: three monitoring wells; and
- Serafini Gas Unit: five monitoring wells.

The monitoring wells at the Sherwood #1 and Sherwood #2 sites were not sampled during the 2021 monitoring event due to the on-site monitoring wells not being able to be located under dense crop cover. Terracon plans to sample these sites after crops are harvested, when monitoring wells are more easily located.

The 2021 monitoring event well site locations are shown on Exhibit 1.

3.0 SCOPE OF SERVICES

The 2021 annual groundwater quality monitoring services described below were performed on June 15th – 17th, June 21st, 23rd, 28th, and July 7th, as a modification to the sampling strategy outlined in the Sampling and Analysis Plan (SAP) prepared and issued by Terracon on February 1, 2013. Based on the initial groundwater sampling results reported in 2013, the sampling frequency and laboratory analyte list have been modified.

2021 Annual Monitoring Report

Groundwater Quality Monitoring Program ■ Longmont, Colorado

August 4, 2021 ■ Terracon Project No. 22217000



The monitoring wells at the following well sites were sampled during this annual event:

- Domenico #1: DM1-MW01, DM1-MW02, and DM1-MW03;
- Evans #6 Wellhead: E6W-MW02, and E6W-MW03;
- Evans #6 Tank Battery: E6T-MW01, E6T-MW-02, and E6T-MW03;
- Stamp #1: ST1-MW02, ST1-MW03 and ST1-MW05;
- City of Longmont #1: CL1-MW01, CL1-MW02, and CL1-MW03;
- Powell #1: PL1-MW01, PL1-MW02, and PL1-MW03;
- Sherwood #1: SH1-MW01, SH1-MW02, and SH1-MW03;
- Sherwood #2: SH2-MW01, SH2-MW02, and SH2-MW03¹;
- Tabor #1: TB1-MW01, TB1-MW02, and TB1-MW03R;
- Tabor #7: TB7-MW01, TB7-MW02, and TB7-MW03;
- Longmont 8-10K: LM8-MW01, LM8-MW02, and LM8-MW03;
- Maruyama #1: MY1-MW01, MY1-MW02, and MY1-MW03;
- George Mayeda #1: GM1-MW01, GM1-MW02, and GM1-MW03;
- Mary #2: MR2-MW01, MR2-MW02, and MR2-MW03;
- Wertman #1: WT1-MW01, WT1-MW02, and WT1-MW03; and
- Serafini Gas Unit: SGU-MW01, SGU-MW02, SGU-MW03, SGU-MW-06, and SGU-MW07.

The monitoring wells at the Sherwood #1 and Sherwood #2 sites were not sampled during the 2021 monitoring event due to the on-site monitoring wells not being able to be located under dense crop cover. Terracon plans to sample these sites after crops are harvested, when monitoring wells are more easily located.

Monitoring well TB1-MW01 at the Tabor #1 site was not sampled during this annual groundwater sampling event due to the monitoring well being filled in with sediment.

3.1 Standard of Care

Terracon's services were performed in a manner consistent with generally accepted practices of the profession undertaken in similar studies in the same geographical area during the same time. Terracon makes no warranties, express or implied, regarding the findings, conclusions, or recommendations. Terracon does not warrant the work of laboratories, regulatory agencies, or other third parties supplying information used in the preparation of the report. These Investigation services were performed in accordance with the scope of work agreed with you, our client, as reflected in our proposal and were not intended to be in strict conformance with ASTM E1903-19.

3.2 Additional Scope Limitations

Findings, conclusions, and recommendations resulting from these services are based upon information derived from the on-site activities and other services performed under this scope of work; such information is subject to change over time. Certain indicators of the presence of

hazardous substances, petroleum products, or other constituents may have been latent, inaccessible, unobservable, nondetectable, or not present during these services. We cannot represent that the site contains no hazardous substances, toxic materials, petroleum products, or other latent conditions beyond those identified during this sampling event. Subsurface conditions may vary from those encountered at specific wells or during other surveys, tests, assessments, investigations, or exploratory services. The data, interpretations, findings, and our recommendations are based solely upon data obtained at the time and within the scope of these services.

3.3 Reliance

This report has been prepared for the exclusive use of the City of Longmont, and any authorization for use or reliance by any other party (except a governmental entity having jurisdiction over the site) is prohibited without the express written authorization of the City of Longmont and Terracon. Any unauthorized distribution or reuse is at the City of Longmont’s sole risk. Notwithstanding the foregoing, reliance by authorized parties will be subject to the terms, conditions, and limitations stated in the proposal, Investigation report, and Terracon’s Master Services Agreement (MSA) with the City of Longmont. The limitation of liability defined in the terms and conditions of the MSA is the aggregate limit of Terracon’s liability to the City of Longmont and all relying parties unless otherwise agreed in writing.

4.0 FIELD INVESTIGATION

4.1 Safety

Terracon is committed to the safety of all its employees. As such, and in accordance with our Incident and Injury Free® safety goals, Terracon conducted the fieldwork under a site-specific health and safety plan. The plan identified site-specific job hazards and proper pre-task planning procedures. Work was performed using Occupational Safety & Health Administration (OSHA) Level D work attire consisting of hard hats, high-visibility attire, safety glasses, protective gloves, and protective boots.

4.2 Sampling and Analytical Program Summary

Terracon sampled a total of 43 groundwater monitoring wells for the analytical suite listed in the table below.

Groundwater Sample Constituents

Parameters	Analytical Method
Volatile Organic Compounds (VOCs)	EPA Method 8260
Dissolved Gases: Methane, Ethane and Ethylene	RSK 175
Dissolved Gases: Carbon Dioxide	4500CO2 D22011

Parameters	Analytical Method
Chloride	EPA Method 300.0
Sulfate	EPA Method 300.0
Total Dissolved Solids (TDS)	SM 2320B

EPA = Environmental Protection Agency; SW-846 analytical methods

Additionally, temperature, pH, specific conductance, dissolved oxygen and oxygen reducing potential measurements were collected in the field during groundwater sampling. Specific conductance and pH measurements are summarized on Table 2 in Appendix A of this report.

4.3 Groundwater Sampling

Terracon used hand bailing sampling techniques with a disposable bailer to purge and obtain a representative groundwater sample from the monitoring wells. The monitoring wells were sampled in accordance with February 1, 2013 SAP. After groundwater field parameters had stabilized, a groundwater sample was collected from each of the monitoring wells. The groundwater samples were placed in laboratory provided, pre-cleaned containers and stored in a cooler with ice during delivery to the laboratory. The samples were submitted under chain-of-custody protocol and analyzed for the parameters summarized in Section 3.2 on a standard turn-around time and according to the appropriate United States Environmental Protection Agency (USEPA) analytical methods.

The groundwater sample naming convention used is as follows:

- [Site Abbreviation]-[Well Designation].
- Example: SH2-MW01 is the groundwater sample collected from Sherwood #2 well site, monitoring well MW01.

The groundwater samples were submitted to Pace Analytical (Pace) in Mount Juliet, Tennessee. The laboratories performed Quality Analysis/Quality Control (QA/QC) during the analysis process of the groundwater samples. The QA/QC process involved completing a method blank, laboratory control sample, matrix spike, matrix spike duplicate, and a sample duplicate to test the accuracy and calibration of the laboratory equipment and processes.

5.0 FIELD INVESTIGATION RESULTS

5.1 Hydrogeology

Depth to groundwater and groundwater elevation data measured in June and July 2021 were used to generate potentiometric surface maps and estimated groundwater flow direction. The potentiometric surface maps and groundwater elevation data are included in Appendix A as site-specific Exhibits and Table 1, respectively. As depicted on the potentiometric surface maps

groundwater beneath most of the well sites, in general, flows towards the St. Vrain Creek. The well site groundwater flow directions are as follows:

- City of Longmont #1: northeast, towards the St. Vrain Creek;
- Serafini Gas Unit: east-northeast, towards the St. Vrain Creek;
- Powell #1: northeast, towards the St. Vrain Creek;
- Evans #6 Wellhead: south, towards the St. Vrain Creek;
- Evans #6 Tank Battery: southwest towards, the St. Vrain and Boulder Creeks;
- Domenico #1: northwest, towards Boulder Creek;
- Stamp #1: unknown, insufficient survey data available – assumed east-southeast, towards Union Reservoir;
- Tabor #1: unknown, groundwater elevation data available for only two wells – assumed southeast, towards the St. Vrain Creek;
- Tabor #7: unknown, insufficient survey data available – assumed southeast, towards the St. Vrain Creek;
- Longmont 8-10K: south, towards the St. Vrain Creek;
- Maruyama: north, towards the St. Vrain Creek;
- George Mayeda #1: north, towards Spring Gulch;
- Mary #2: southwest, towards the St. Vrain Creek; and
- Wertman #1: west-southwest, towards the St. Vrain Creek.

6.0 ANALYTICAL RESULTS

The laboratory analytical reports and chain-of-custody records are included in Appendix B. The following sections summarize the results of the analytical testing.

Laboratory analytical results for the groundwater samples were compared to the groundwater standard applicable to O&G well sites, COGCC Table 910-1 standards (May 1, 2018). The Colorado Department of Public Health and Environment's (CDPHE) Regulation 41 Groundwater Quality Standards, December 30, 2016 (GWQS). A summary of constituent concentrations exceeding these standards in the groundwater samples is include in Table 2.

The groundwater analytical results for detected concentrations are discussed in the following sections. Groundwater analytical data and corresponding action levels are summarized in Table 2 (Appendix A).

6.1 Organic Compounds

Dissolved methane was reported at the Powell #1 Wellhead in samples PL1-MW02 and PL1-MW03 at concentrations of 0.044 mg/L and 0.049 mg/L, respectively; at the Domenico #1 Wellsite in sample DM1-MW01 at a concentration of 0.015 mg/L; and at the Serafini Gas Unit in sample

SGU-MW07 at a concentration of 0.025 mg/L. Dissolved ethane and ethene were not detected above their respective laboratory reporting limit in the samples collected.

Section 318A.f.(8) of the COGCC Rules and Regulations for baseline sampling of water wells in the GWA states that concentrations of methane greater than 1.0 mg/L require a gas compositional and stable isotope analysis of the methane to determine the source of the methane (e.g. thermogenic, biogenic or a mixture of the two). In accordance with the COGCC Rules and Regulations, the reported methane concentrations do not require additional analyses of groundwater to be performed.

6.2 Inorganics in Groundwater

Inorganic cations and anions present in groundwater can be secondary indicators of well site releases associated with produced water. The COGCC has defined the groundwater standard exceedance concentrations for chloride and sulfate to be a regional background concentration with a multiplier of 1.25. Terracon was able to determine a regional background concentration levels for chloride and sulfate by comparing current concentrations to data from previous years monitoring events. Terracon utilized analytical data from the current and previous annual sampling events (as far back as 2013 in some sites) from each of the sites and has determined that the reported concentrations of chloride and sulfate for the 2021 sampling event are within their respective regional background concentrations. Chloride and sulfate concentrations measured at each site are comparable in magnitude with that of previous values and therefore have been determined to exist at elevated concentrations above COGCC and CDPHE regulatory limits, but within the regional background levels.

Elevated concentrations of sulfates and chlorides above their respective laboratory analytical detection limits were reported in groundwater samples collected from monitoring wells at each site sampled during this monitoring event. Please refer to the groundwater analytical results in Table 2 included in this report for a detailed overview of regulatory exceedances. A brief summary of the analytical results is included below.

Sulfate concentrations were reported in groundwater samples collected from monitoring wells at the Powell #1, Evans #6 Tank Battery, Evans #6 Wellhead, Longmont 8-10K, Domenico #1, City of Longmont #1, Serafini Gas Unit, George Mayeda #1, Maruyama #1, Tabor #1, Tabor #7, Wertman #1, Stamp #1, and Mary #2 well sites above COGCC and CDPHE limits, but within regional background levels. Chloride concentrations were reported in groundwater samples collected from monitoring wells at the Serafini Gas Unit, Powell #1, Evans #6 Tank Battery, Evans #6 Wellhead, Domenico #1, Tabor #1, Tabor #7, Stamp #1, and Mary #2 well sites above COGCC and CDPHE limits, but within regional background levels.

APPENDIX A – EXHIBITS & TABLES

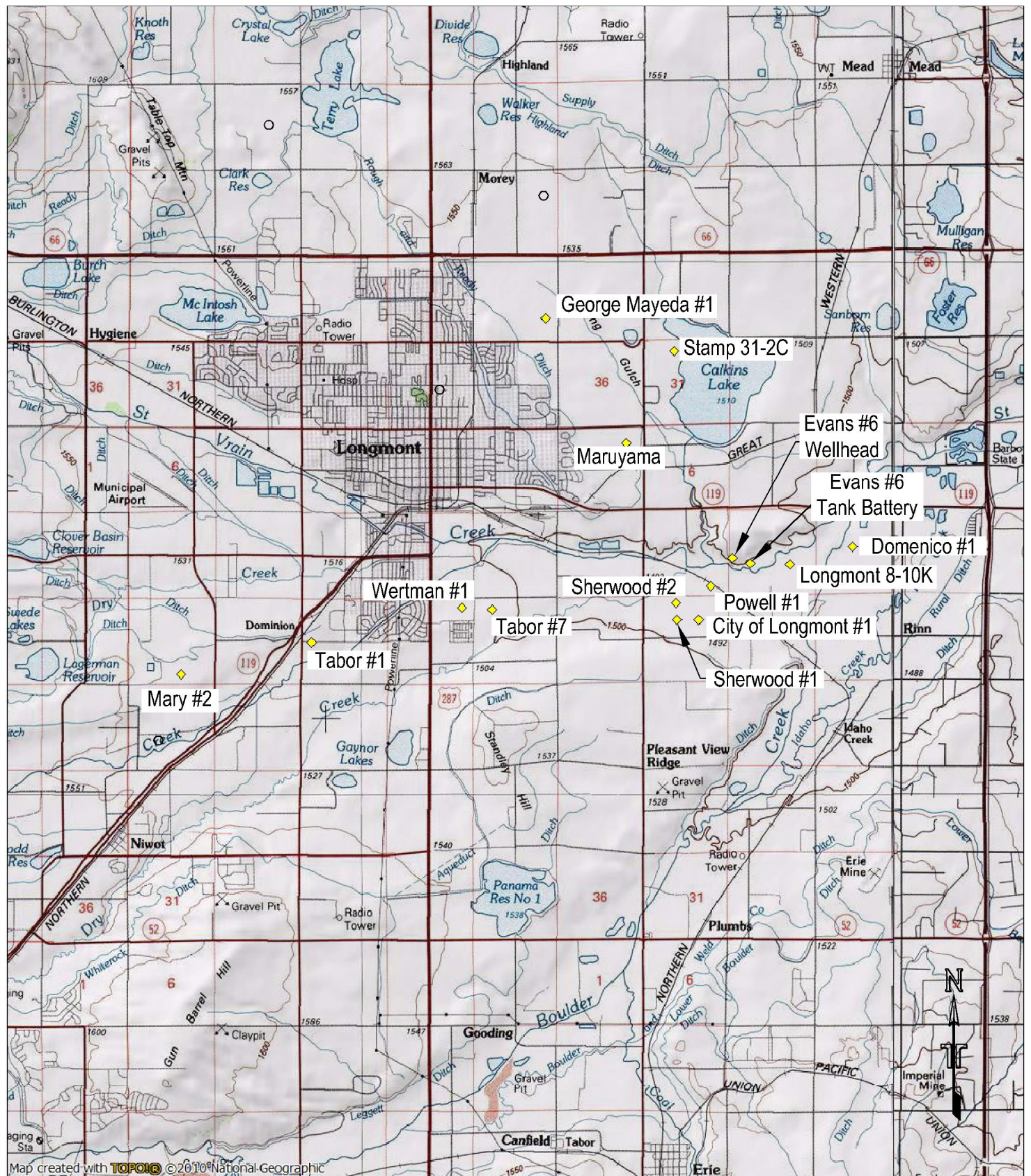
Exhibit 1 – Wellsite Locations Map

Exhibit 2 – Site and Potentiometric Surface Diagrams:

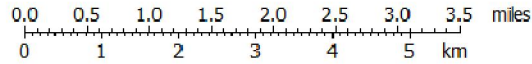
Multiple Well Sites (14)

Table 1 – Groundwater Elevation Data

Table 2 – Groundwater Analytical Results



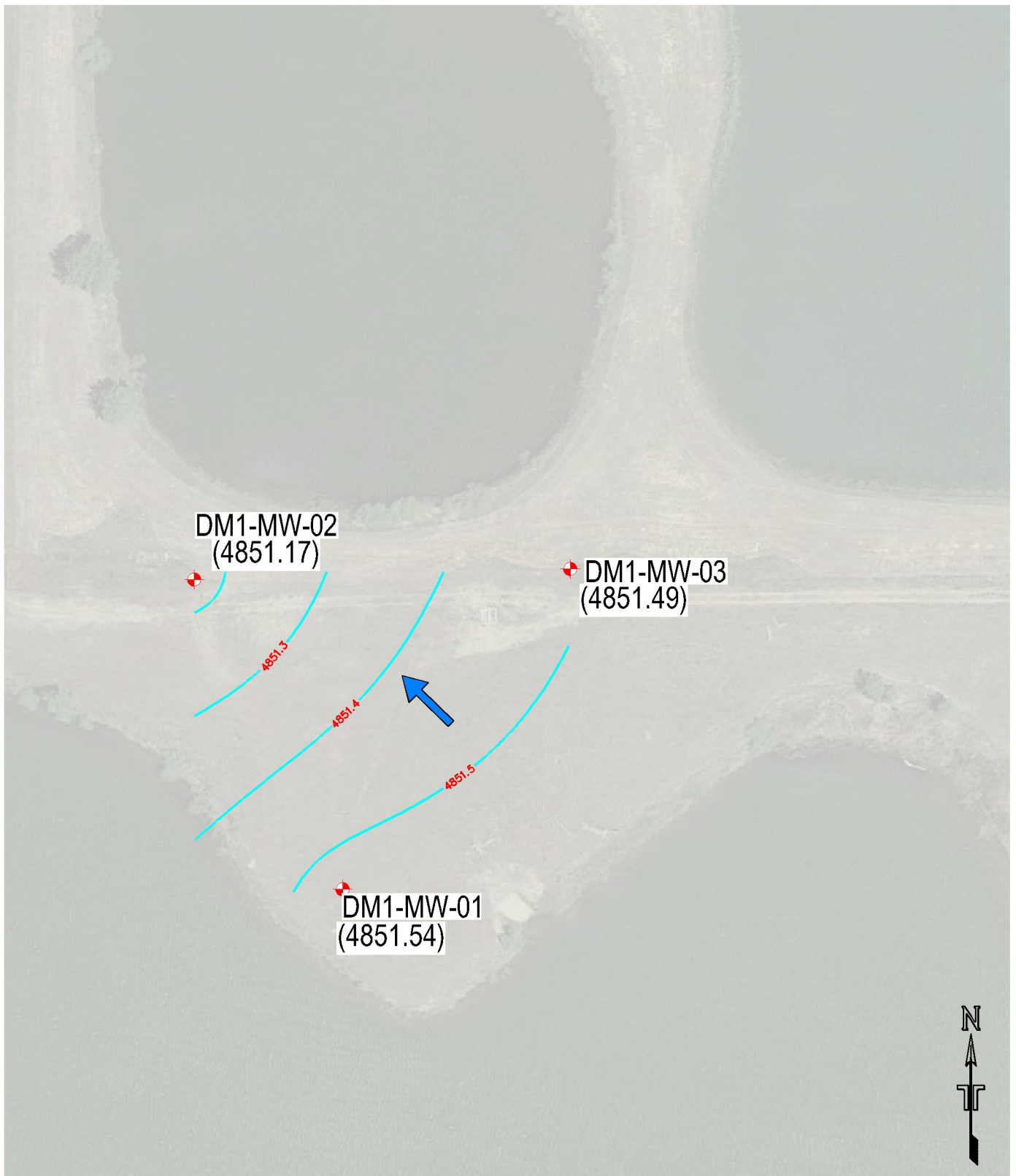
Map created with **TOPOIG** ©2010 National Geographic



Terracon
 Consulting Engineers and Scientists
 1901 Sharp Point Drive, Suite C Fort Collins, Colorado 80525
 PH. (970) 484-0359 FAX. (970) 484-0454

Topographic and Site Location Map
 City of Longmont Oil and Gas Well Sites
 Longmont
 Colorado

Exhibit 1	
DESIGNED BY:	JAS
DRAWN BY:	JAS
APPRVD. BY:	MJS
SCALE:	AS SHOWN
DATE:	7/29/21
JOB NO.:	22217000
ACAD NO.:	001
SHEET NO.:	1 OF 15



LEGEND



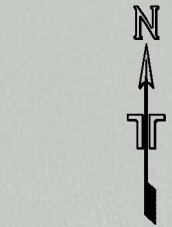
- Approximate Location of Groundwater Monitoring Wells



- Approximate Groundwater Elevation (feet above mean sea level) Contours Reported, June 17, 2021



- Approximate Grounwater Flow Direction, June 17, 2021

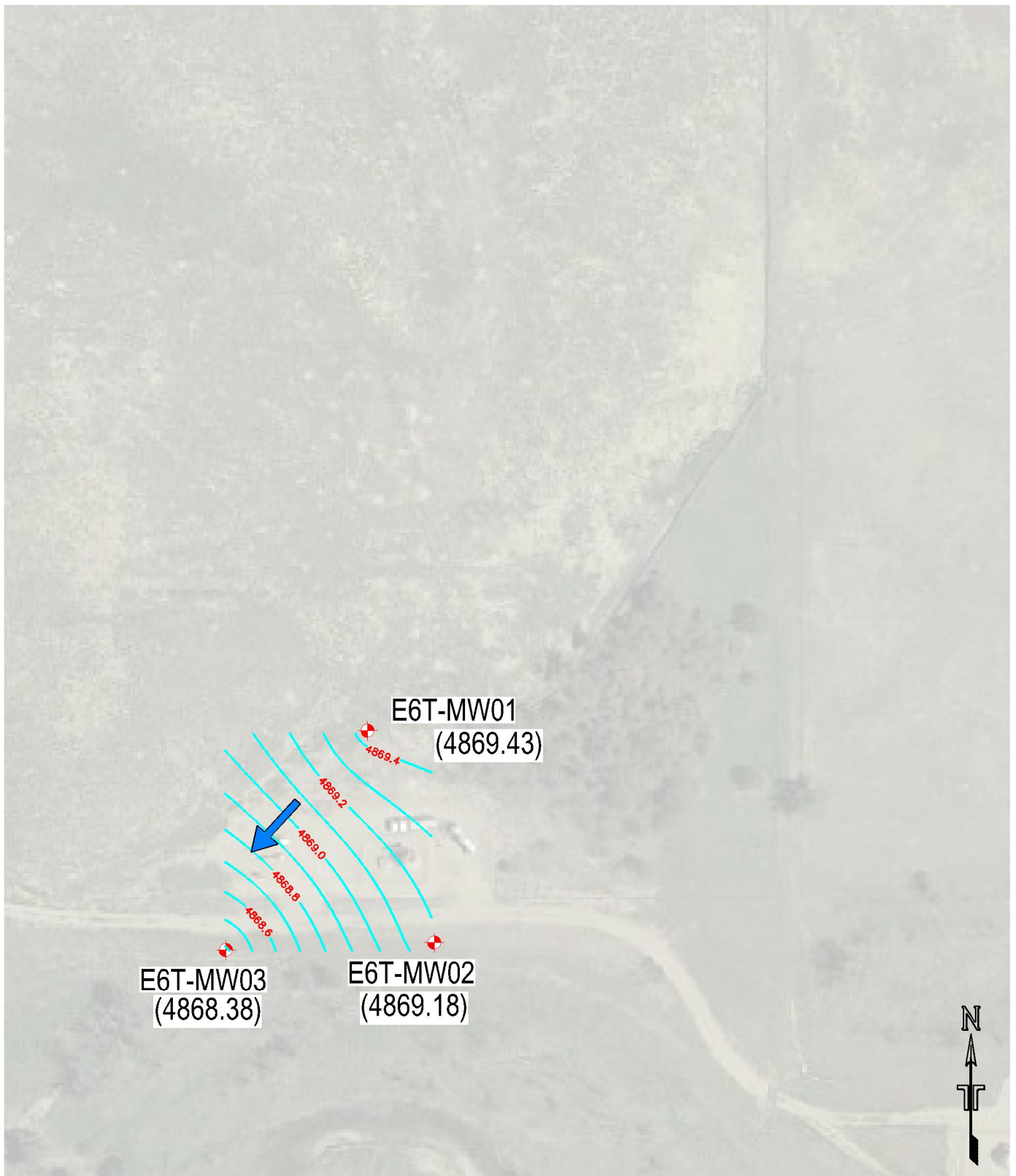


0' 100'
Approximate Scale

Terracon
Consulting Engineers and Scientists
1901 Sharp Point Drive, Suite C Fort Collins, Colorado 80525
PH. (970) 484-0359 FAX. (970) 484-0454

Site and Piezometric Surface Diagram - Domenico #1
City of Longmont Oil and Gas Well Sites
Longmont
Colorado

Exhibit 2	
DESIGNED BY:	JAS
DRAWN BY:	JAS
APPVD. BY:	MJS
SCALE:	AS SHOWN
DATE:	7/29/21
JOB NO.:	22217000
ACAD NO.:	002
SHEET NO.:	2 OF 15



E6T-MW01
(4869.43)

E6T-MW03
(4868.38)

E6T-MW02
(4869.18)



LEGEND



- Approximate Location of Groundwater Monitoring Wells



- Approximate Groundwater Elevation (feet above mean sea level) Contours Reported, June 17, 2021



- Approximate Grounwater Flow Direction, June 17, 2021



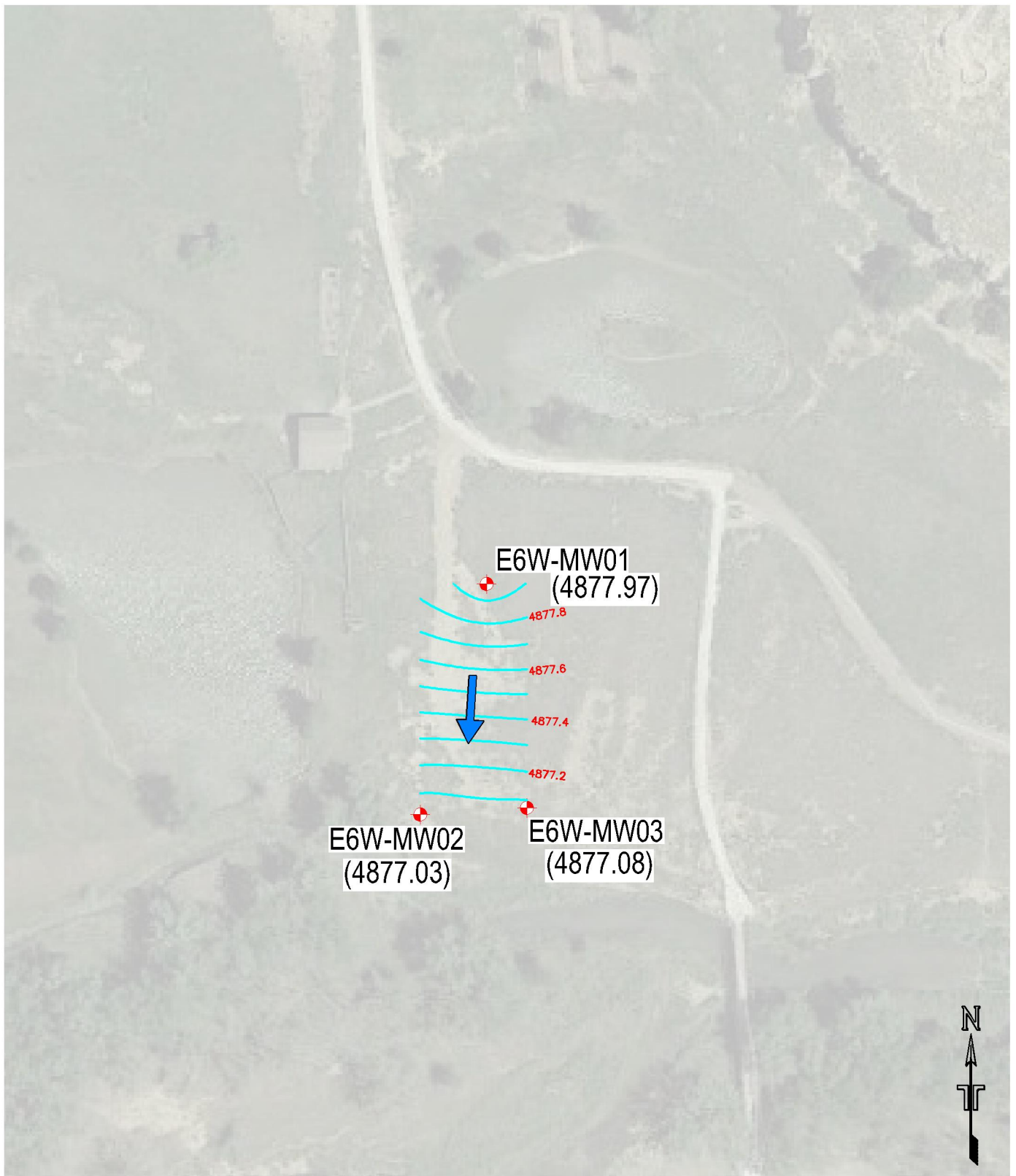
Terracon
Consulting Engineers and Scientists

1901 Sharp Point Drive, Suite C Fort Collins, Colorado 80525
PH. (970) 484-0359 FAX. (970) 484-0454

Site and Piezometric Surface Diagram - Evans #6 Tank Battery
City of Longmont Oil and Gas Well Sites

Longmont
Colorado

Exhibit 3	
DESIGNED BY:	JAS
DRAWN BY:	JAS
APPVD. BY:	MJS
SCALE:	AS SHOWN
DATE:	7/29/21
JOB NO.:	22217000
ACAD NO.:	003
SHEET NO.:	3 OF 15



LEGEND



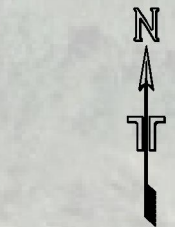
- Approximate Location of Groundwater Monitoring Wells



- Approximate Groundwater Elevation (feet above mean sea level) Contours Reported, June 17, 2021



- Approximate Grounwater Flow Direction, June 17, 2021




0' 100'
Approximate Scale


Terracon
Consulting Engineers and Scientists
1901 Sharp Point Drive, Suite C Fort Collins, Colorado 80525
PH. (970) 484-0359 FAX. (970) 484-0454

Site and Piezometric Surface Diagram - Evans #6 Wellhead
City of Longmont Oil and Gas Well Sites
Longmont
Colorado

Exhibit 4	
DESIGNED BY:	JAS
DRAWN BY:	JAS
APPVD. BY:	MJS
SCALE:	AS SHOWN
DATE:	7/29/21
JOB NO.:	22217000
ACAD NO.:	004
SHEET NO.:	4 OF 15



LEGEND

- 
 - Approximate Location of Groundwater Monitoring Wells

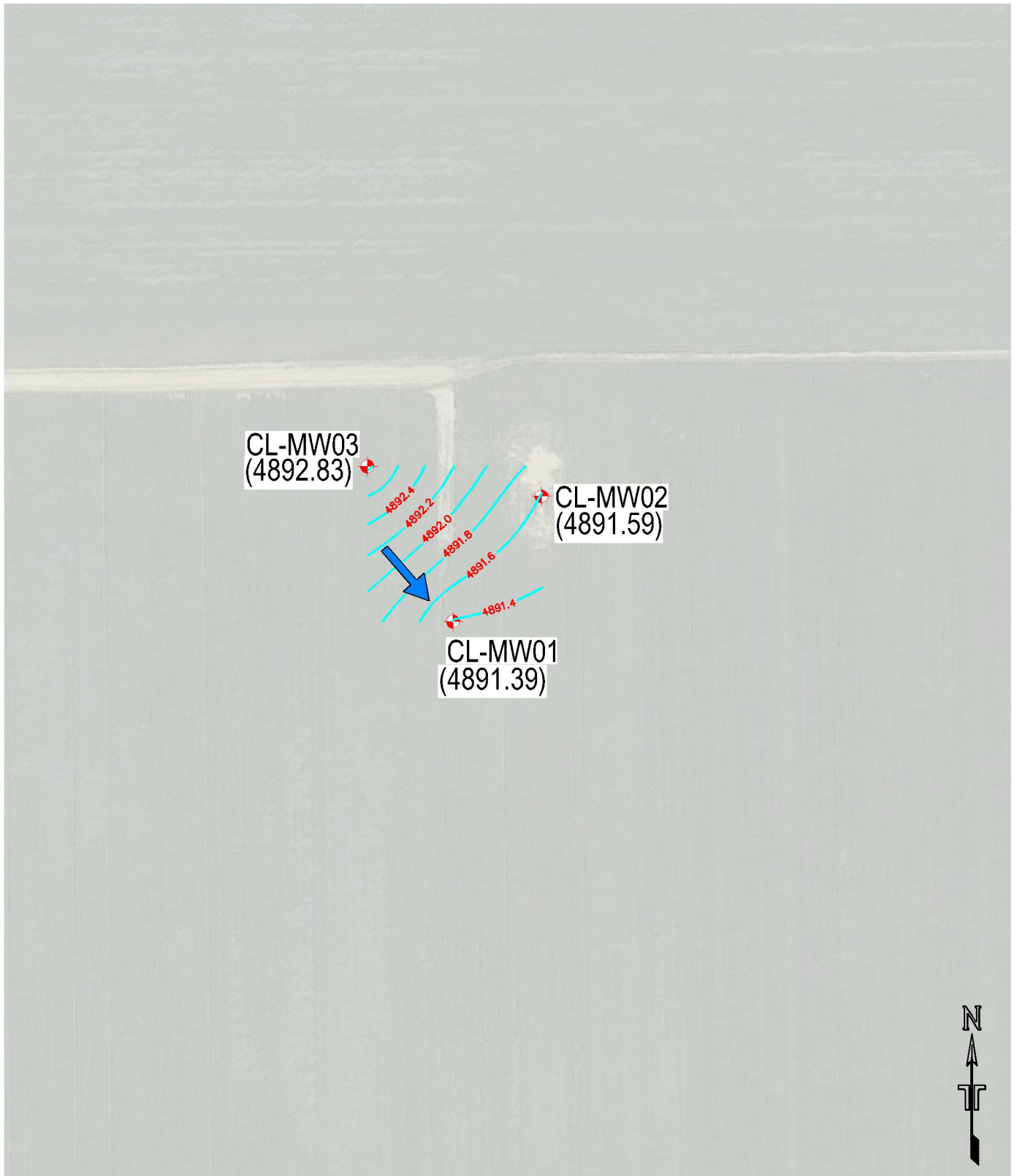


Terracon
Consulting Engineers and Scientists


1901 Sharp Point Drive, Suite C Fort Collins, Colorado 80525
PH. (970) 484-0359 FAX. (970) 484-0454


Site Diagram - Stamp 1
City of Longmont Oil and Gas Well Sites
Longmont
Colorado


Exhibit 5	
DESIGNED BY:	JAS
DRAWN BY:	JAS
APPVD. BY:	MJS
SCALE:	AS SHOWN
DATE:	7/29/21
JOB NO.:	22217000
ACAD NO.:	005
SHEET NO.:	5 OF 15




LEGEND

 - Approximate Location of Groundwater Monitoring Wells

 - Approximate Groundwater Elevation (feet above mean sea level) Contours Reported, June 15, 2021

 - Approximate Groundwater Flow Direction, June 15, 2021

0'  100'
 Approximate Scale



Consulting Engineers and Scientists
 1901 Sharp Point Drive, Suite C Fort Collins, Colorado 80525
 PH. (970) 484-0359 FAX. (970) 484-0454


Site and Piezometric Surface Diagram - City of Longmont #1
 City of Longmont Oil and Gas Well Sites
 Longmont
 Colorado


Exhibit 6	
DESIGNED BY:	JAS
DRAWN BY:	JAS
APPVD. BY:	MJS
SCALE:	AS SHOWN
DATE:	7/29/21
JOB NO.:	22217000
ACAD NO.:	006
SHEET NO.:	6 OF 15




LEGEND

 - Approximate Location of Groundwater Monitoring Wells

 - Approximate Groundwater Elevation (feet above mean sea level) Contours Reported, June 15, 2021


 - Approximate Grounwater Flow Direction, June 15, 2021

0'  100'
 Approximate Scale



Consulting Engineers and Scientists
 1901 Sharp Point Drive, Suite C Fort Collins, Colorado 80525
 PH. (970) 484-0359 FAX. (970) 484-0454

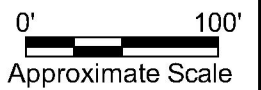
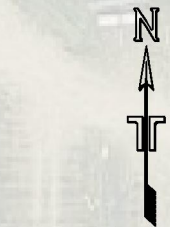
Site and Piezometric Surface Diagram - Powell #1
 City of Longmont Oil and Gas Well Sites
 Longmont
 Colorado

Exhibit 7	
DESIGNED BY:	JAS
DRAWN BY:	JAS
APPVD. BY:	MJS
SCALE:	AS SHOWN
DATE:	7/29/21
JOB NO.:	22217000
ACAD NO.:	007
SHEET NO.:	7 OF 15



LEGEND

-  - Approximate Location of Groundwater Monitoring Wells




Terracon
 Consulting Engineers and Scientists
 1901 Sharp Point Drive, Suite C Fort Collins, Colorado 80525
 PH. (970) 484-0359 FAX. (970) 484-0454

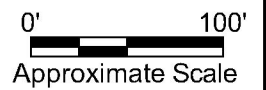
Site Diagram - Tabor #1
 City of Longmont Oil and Gas Well Sites
 Longmont
 Colorado

Exhibit 8	
DESIGNED BY:	JAS
DRAWN BY:	JAS
APPVD. BY:	MJS
SCALE:	AS SHOWN
DATE:	7/29/21
JOB NO.:	22217000
ACAD NO.:	008
SHEET NO.:	8 OF 15



LEGEND

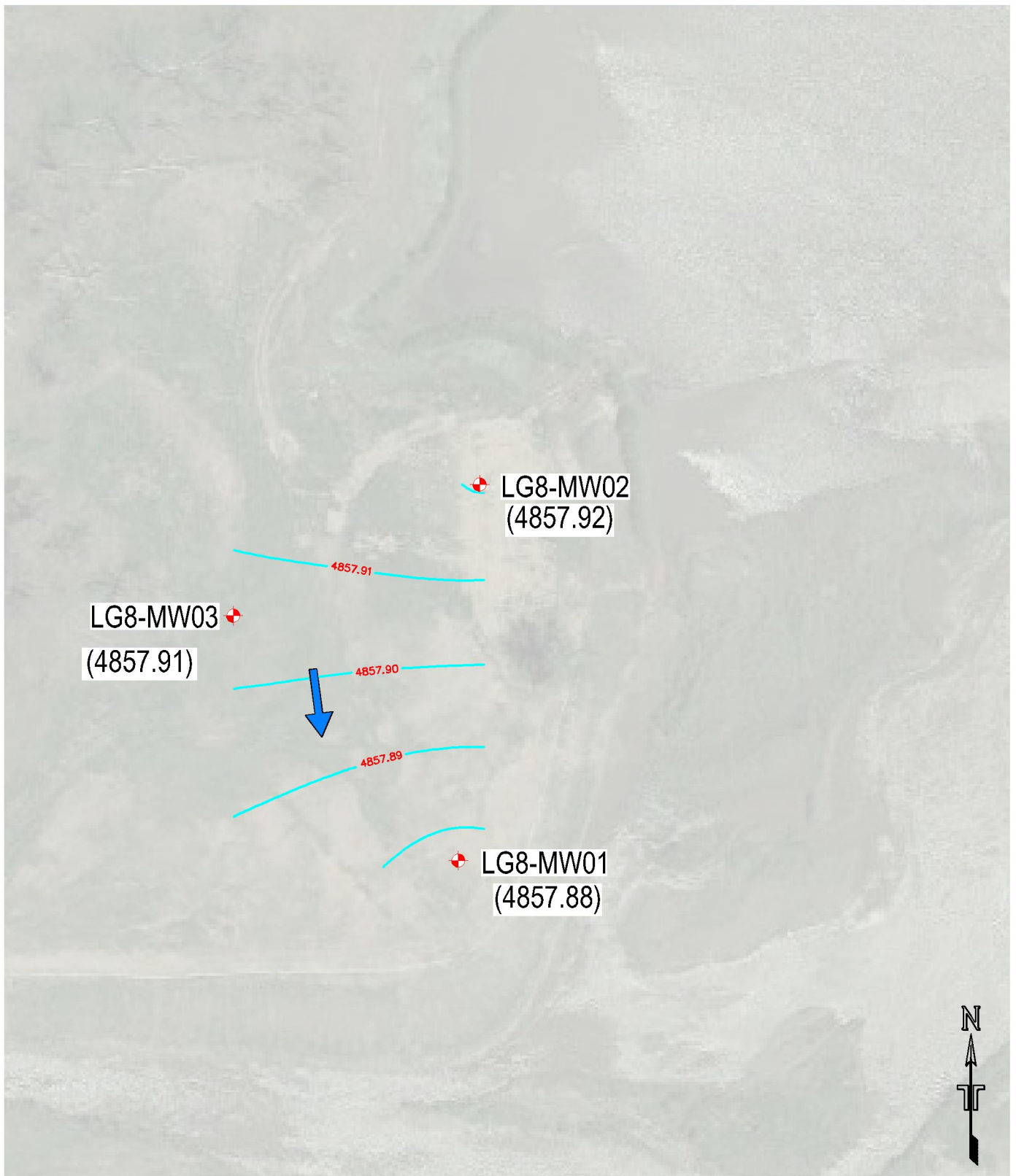
-  - Approximate Location of Groundwater Monitoring Wells




Terracon
 Consulting Engineers and Scientists
 1901 Sharp Point Drive, Suite C Fort Collins, Colorado 80525
 PH. (970) 484-0359 FAX. (970) 484-0454

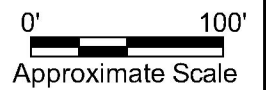
Site Diagram - Tabor #7
City of Longmont Oil and Gas Well Sites
 Longmont
 Colorado

Exhibit 9	
DESIGNED BY:	JAS
DRAWN BY:	JAS
APPVD. BY:	MJS
SCALE:	AS SHOWN
DATE:	7/29/21
JOB NO.:	22217000
ACAD NO.:	009
SHEET NO.:	9 OF 15



LEGEND

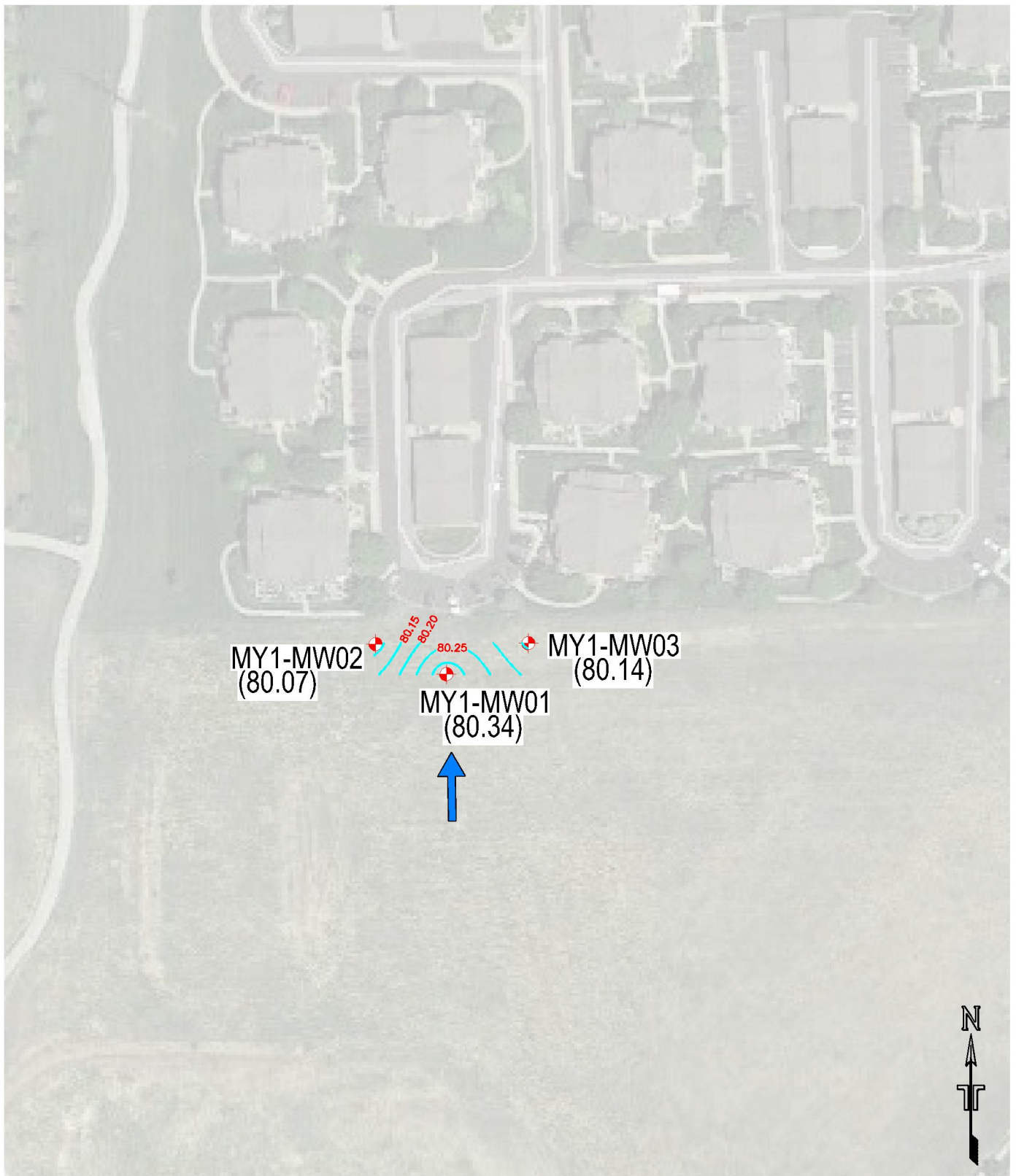
-  - Approximate Location of Groundwater Monitoring Wells



Terracon
 Consulting Engineers and Scientists
 1901 Sharp Point Drive, Suite C Fort Collins, Colorado 80525
 PH. (970) 484-0359 FAX. (970) 484-0454

Site Diagram - Longmont 8-10K
 City of Longmont Oil and Gas Well Sites
 Longmont
 Colorado

Exhibit 10	
DESIGNED BY:	JAS
DRAWN BY:	JAS
APPVD. BY:	MJS
SCALE:	AS SHOWN
DATE:	7/29/21
JOB NO.:	22217000
ACAD NO.:	010
SHEET NO.:	10 OF 15



LEGEND



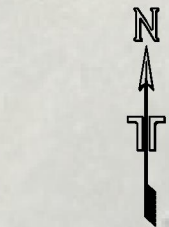
- Approximate Location of Groundwater Monitoring Wells



- Approximate Groundwater Elevation (relative elevation) Contours Reported, June 16, 2021



- Approximate Groundwater Flow Direction, June 16, 2021

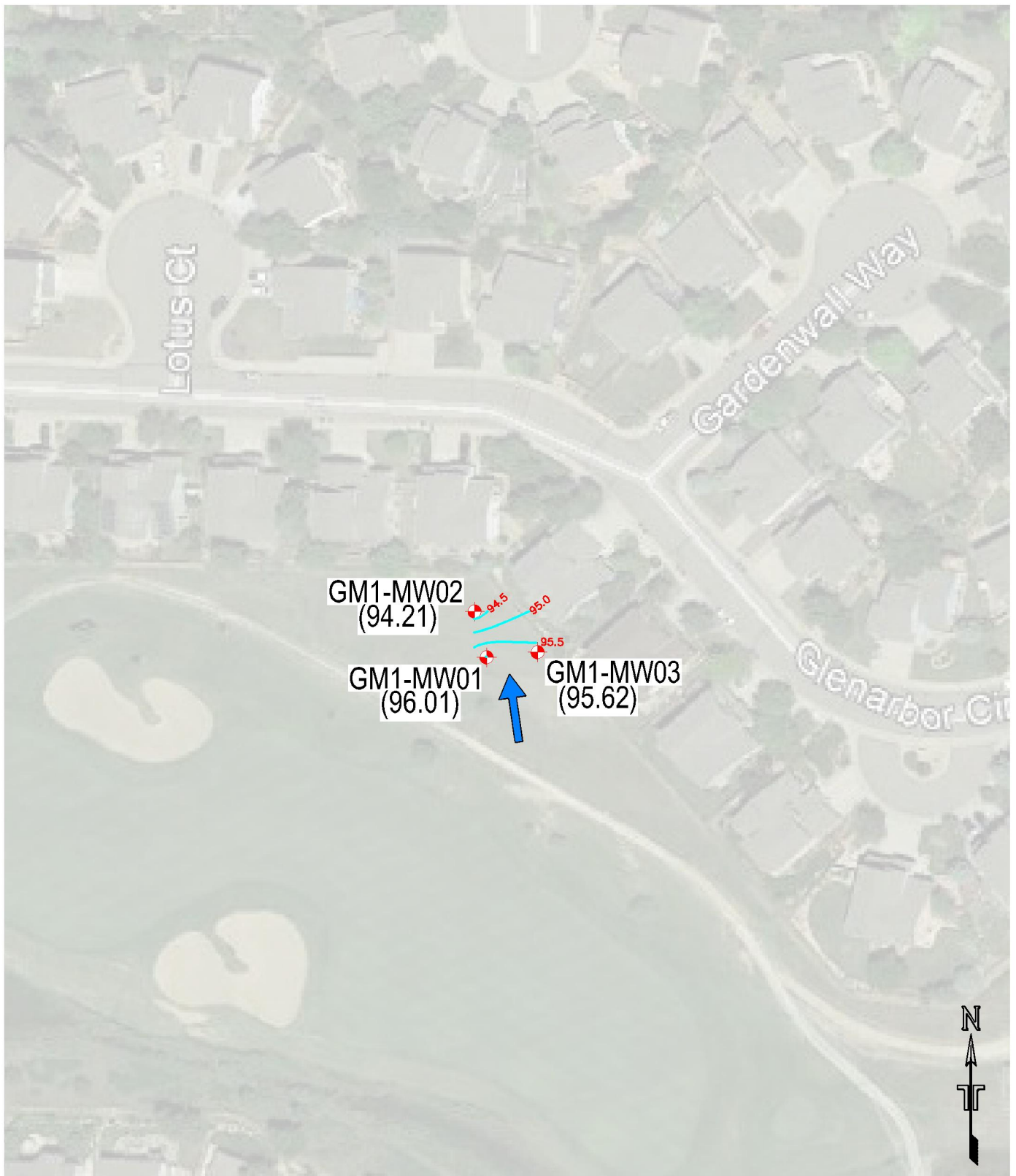


0' 100'
 Approximate Scale

Terracon
 Consulting Engineers and Scientists
 1901 Sharp Point Drive, Suite C Fort Collins, Colorado 80525
 PH. (970) 484-0359 FAX. (970) 484-0454

Site and Piezometric Surface Diagram - Maruyama
City of Longmont Oil and Gas Well Sites
 Longmont
 Colorado

Exhibit 11	
DESIGNED BY:	JAS
DRAWN BY:	JAS
APPVD. BY:	MJS
SCALE:	AS SHOWN
DATE:	7/29/21
JOB NO.:	22217000
ACAD NO.:	011
SHEET NO.:	11 OF 15



LEGEND



- Approximate Location of Groundwater Monitoring Wells



- Approximate Groundwater Elevation (relative elevation) Contours Reported, June 28, 2021



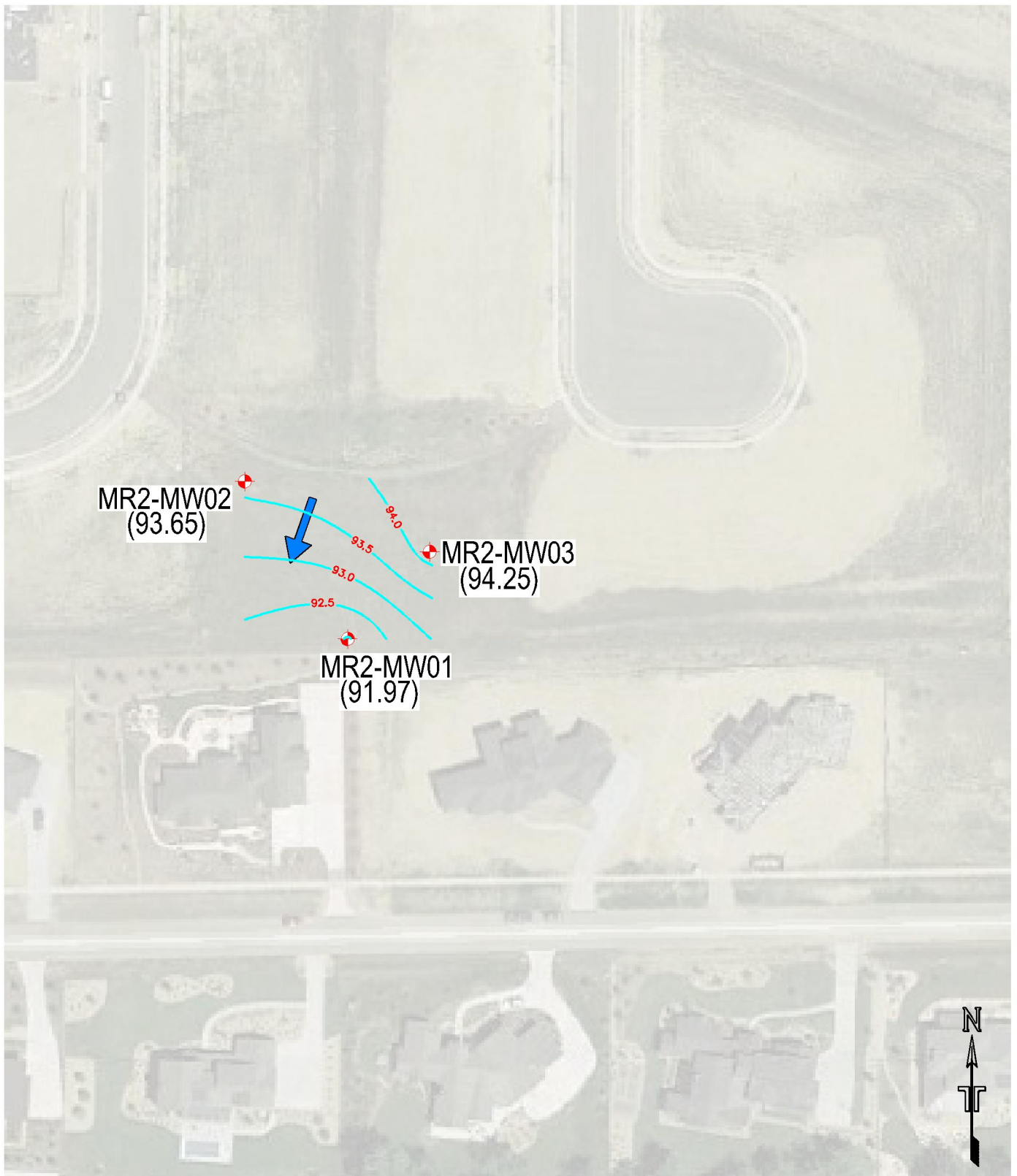
- Approximate Groundwater Flow Direction, June 28, 2021



Terracon
 Consulting Engineers and Scientists
 1901 Sharp Point Drive, Suite C Fort Collins, Colorado 80525
 PH. (970) 484-0359 FAX. (970) 484-0454

Site and Piezometric Surface Diagram - George Mayeda #1
 City of Longmont Oil and Gas Well Sites
 Longmont
 Colorado

Exhibit 12	
DESIGNED BY:	JAS
DRAWN BY:	JAS
APPVD BY:	MJS
SCALE:	AS SHOWN
DATE:	7/29/21
JOB NO.:	22217000
ACAD NO.:	012
SHEET NO.:	12 OF 15



LEGEND



— Approximate Location of Groundwater Monitoring Wells



— Approximate Groundwater Elevation (relative elevation) Contours Reported, June 15, 2021



— Approximate Groundwater Flow Direction, June 15, 2021

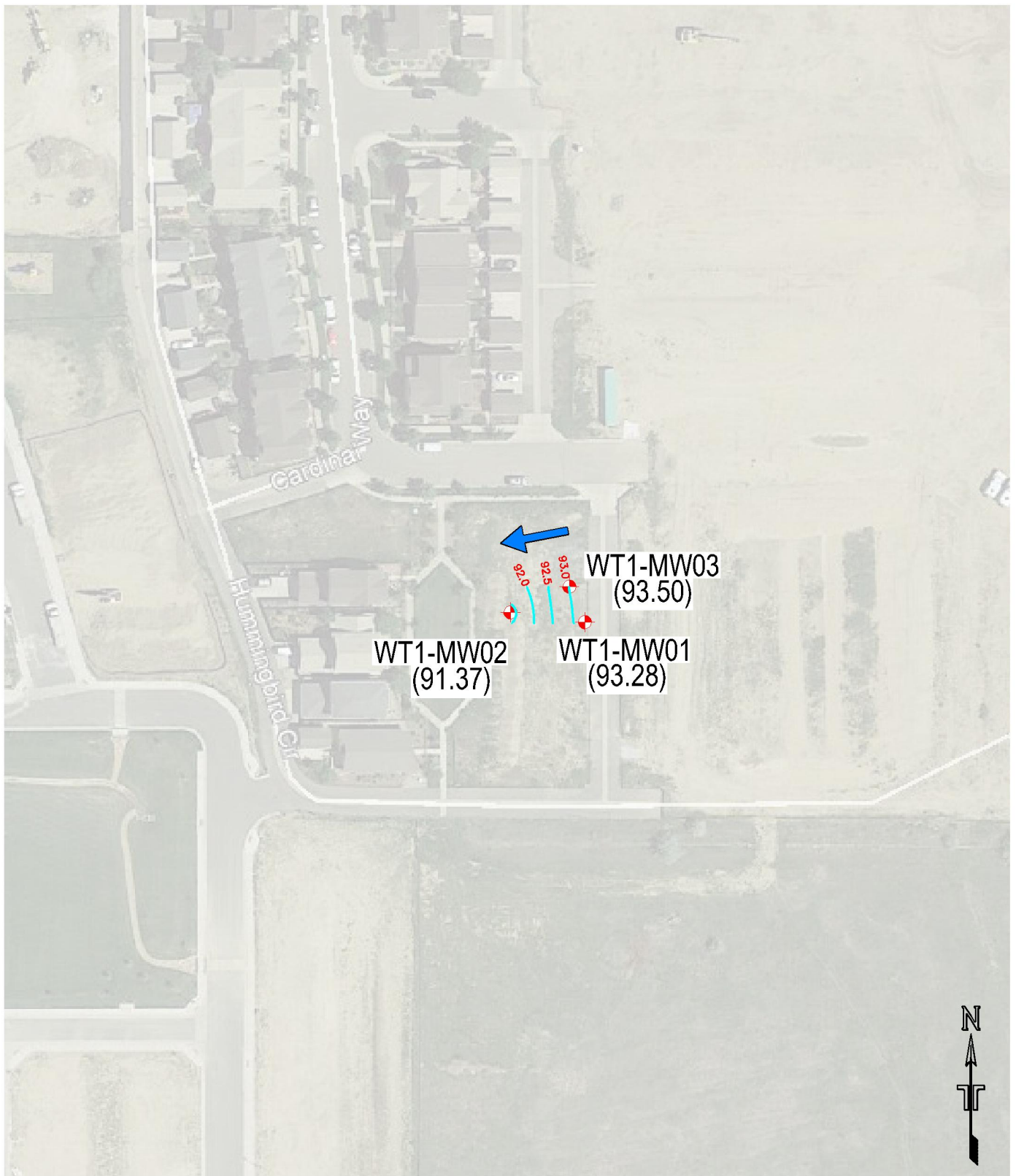


0' 100'
Approximate Scale

Terracon
Consulting Engineers and Scientists
1901 Sharp Point Drive, Suite C Fort Collins, Colorado 80525
PH. (970) 484-0359 FAX. (970) 484-0454

Site and Piezometric Surface Diagram - Mary #2
City of Longmont Oil and Gas Well Sites
Longmont
Colorado

Exhibit 13	
DESIGNED BY:	JAS
DRAWN BY:	JAS
APPVD. BY:	MJS
SCALE:	AS SHOWN
DATE:	7/29/21
JOB NO.:	22217000
ACAD NO.:	013
SHEET NO.:	13 OF 15



LEGEND



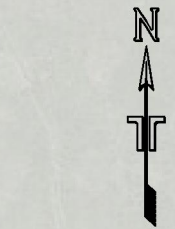
- Approximate Location of Groundwater Monitoring Wells

4851.2



- Approximate Groundwater Elevation (relative elevation) Contours Reported, June 28, 2021

- Approximate Groundwater Flow Direction, June 28, 2021

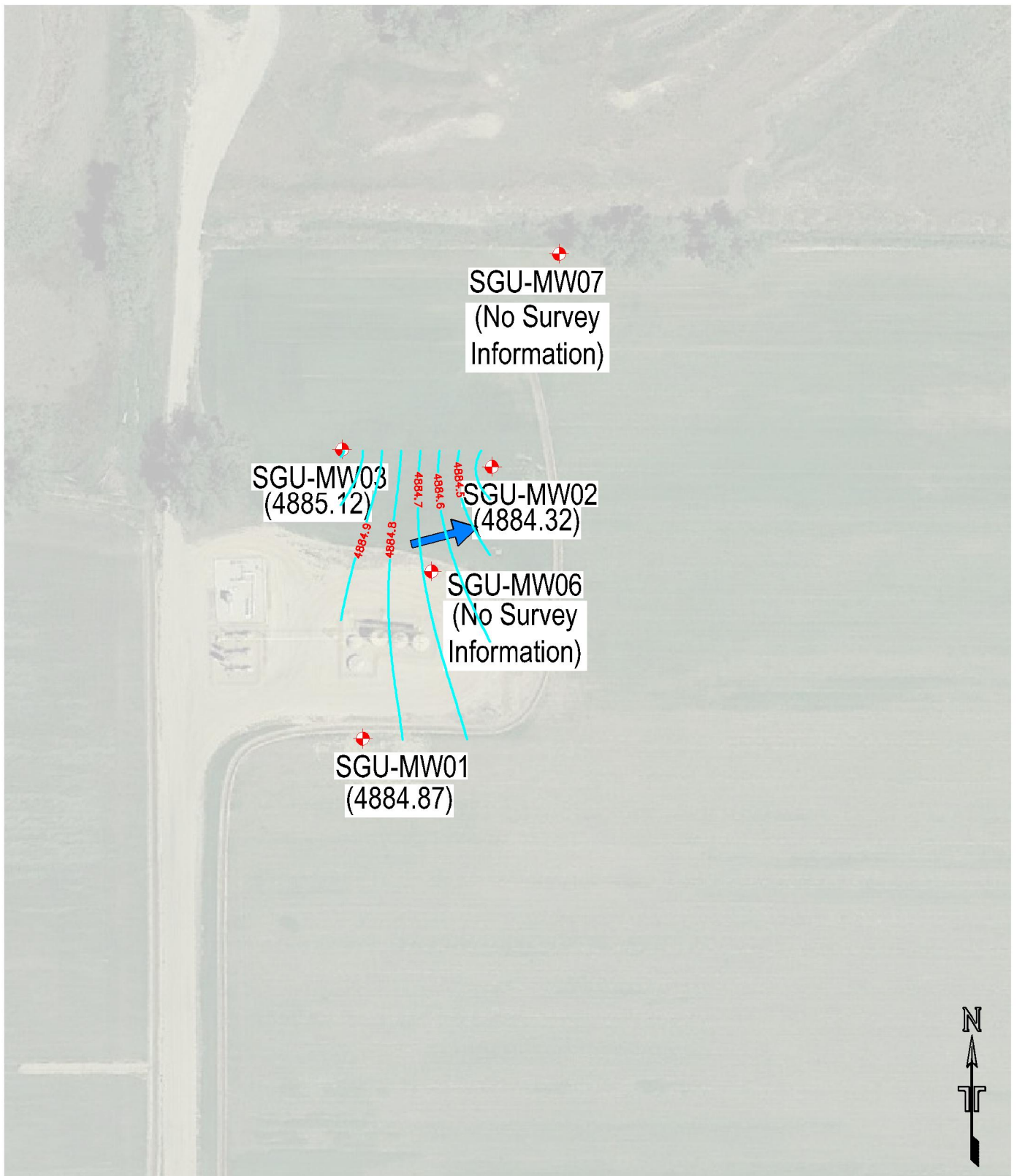


0' 100'
Approximate Scale


Terracon
Consulting Engineers and Scientists
1901 Sharp Point Drive, Suite C Fort Collins, Colorado 80525
PH. (970) 484-0359 FAX. (970) 484-0454


Site and Piezometric Surface Diagram - Wertman #1
City of Longmont Oil and Gas Well Sites
Longmont
Colorado


Exhibit 14	
DESIGNED BY:	JAS
DRAWN BY:	JAS
APPVD. BY:	MJS
SCALE:	AS SHOWN
DATE:	7/29/21
JOB NO.:	22217000
ACAD NO.:	014
SHEET NO.:	14 OF 15




LEGEND

 - Approximate Location of Groundwater Monitoring Wells

 - Approximate Groundwater Elevation (feet above mean sea level) Contours Reported, June 21, 2021

 - Approximate Grounwater Flow Direction, June 21, 2021


 0' 100'
 Approximate Scale


Terracon
 Consulting Engineers and Scientists
 1901 Sharp Point Drive, Suite C Fort Collins, Colorado 80525
 PH. (970) 484-0359 FAX. (970) 484-0454

Site and Piezometric Surface Diagram - Serafini Gas Unit
 City of Longmont Oil and Gas Well Sites
 Longmont
 Colorado

Exhibit 15	
DESIGNED BY:	JAS
DRAWN BY:	JAS
APPVD. BY:	MJS
SCALE:	AS SHOWN
DATE:	7/29/21
JOB NO.:	22217000
ACAD NO.:	015
SHEET NO.:	15 OF 15

Table 1 - Groundwater Elevation Data
City of Longmont - Groundwater Quality Monitoring
Project Number 22217000

Well ID	Top of Casing Elevation ¹	Date Measured	Total Depth ²	Depth to Groundwater ²	Groundwater Elevation ³			
Sherwood #1 Wellhead								
SH1-MW01	4902.75	3/18/2013	13.96	8.49	4894.26			
		10/23/2013		6.70	4896.05			
		7/28/2014		NR				
		3/30/2015		8.11	4894.64			
		6/21/2016		NR				
		5/23/2017		NR				
		6/27/2018		7.42	4895.33			
		6/10/2019		9.22	4893.53			
		5/29/2020		8.62	4894.13			
		3/18/2013		7.41	4893.58			
SH1-MW02	4900.99	10/23/2013	14.35	6.30	4894.69			
		7/28/2014		NR				
		3/30/2015		7.23	4893.76			
		6/21/2016		6.87	4894.12			
		5/23/2017		6.88	4894.11			
		6/27/2018		6.80	4894.19			
		6/10/2019		7.95	4893.04			
		5/29/2020		7.42	4893.57			
		3/18/2013		7.64	4894.16			
		10/23/2013		6.33	4895.47			
SH1-MW03	4901.80	7/28/2014	14.06	NR				
		3/30/2015		7.35	4894.45			
		6/21/2016		NR				
		5/23/2017		NR				
		6/27/2018		7.00	4894.80			
		6/10/2019		8.10	4893.70			
		5/29/2020		7.66	4894.14			
		3/18/2013		5.20	4891.56			
		SH2-MW01		4896.76	7/28/2014	10.80	NR	
					3/30/2015		4.59	4892.17
6/21/2016	5.04		4891.72					
5/23/2017	4.33		4892.43					
6/27/2018	4.53		4892.23					
6/17/2019	5.32		4891.44					
6/5/2020	5.12		4891.64					
3/18/2013	5.71		4890.44					
7/28/2014	NR							
3/30/2015	4.96		4891.19					
SH2-MW02	4896.15	6/21/2016	12.37	4.95	4891.20			
		5/23/2017		4.34	4891.81			
		6/27/2018		4.45	4891.70			
		6/17/2018		5.30	4890.85			
		6/5/2020		4.95	4891.20			
		3/18/2013		5.11	4891.21			
		7/28/2014		NR				
		3/30/2015		4.59	4891.73			
		6/21/2016		4.61	4891.71			
		5/23/2017		3.80	4892.52			
SH2-MW03	4896.32	6/27/2018	9.71	3.50	4892.82			
		6/17/2019		5.00	4891.32			
		6/5/2020		4.60	4891.72			
		3/20/2013		6.42	4890.57			
		City of Longmont #1 Wellhead		4896.99	7/28/2014	13.34	NR	
					3/30/2015		6.41	4890.58
					6/21/2016		3.87	4893.12
					5/23/2017		NR	
					6/27/2018		4.60	4892.39
					6/17/2019		7.75	4889.24
6/2/2020	4.69		4892.30					
6/15/2021	5.60		4891.39					
3/20/2013	5.75		4890.29					
7/28/2014	NR							
3/30/2015	5.79	4890.25						
CL1-MW02	4896.04	6/22/2016	12.86	1.80	4894.24			
		5/23/2017		5.35	4890.69			
		6/27/2018		3.49	4892.55			
		6/17/2018		7.15	4888.89			
		6/2/2020		3.22	4892.82			
		6/15/2021		4.45	4891.59			
		3/20/2013		5.86	4890.47			
		7/28/2014		NR				
		3/30/2015		5.86	4890.47			
		6/21/2016		3.22	4893.11			
CL1-MW03	4896.33	5/23/2017	13.10	5.34	4890.99			
		6/27/2018		4.06	4892.27			
		6/17/2019		7.18	4889.15			
		6/2/2020		3.55	4892.78			
		6/15/2021		3.50	4892.83			

**Table 1 - Groundwater Elevation Data
City of Longmont - Groundwater Quality Monitoring
Project Number 22217000**

Well ID	Top of Casing Elevation ¹	Date Measured	Total Depth ²	Depth to Groundwater ²	Groundwater Elevation ³
Serafini Gas Unit					
SGU-MW01	4892.37	3/20/2013	12.90	5.52	4886.85
		10/22/2013		3.49	4888.88
		3/30/2015		5.86	4886.51
		6/21/2016		3.68	4888.69
		5/23/2017		5.70	4886.67
		6/10/2020		6.84	4885.53
		6/28/2018		3.65	4888.72
SGU-MW02	4891.42	6/21/2021	8.10	7.5	4884.87
		3/21/2013		5.17	4886.25
		10/22/2013		3.45	4887.97
		3/30/2015		5.07	4886.35
		6/21/2016		4.24	4887.18
		5/23/2017		5.54	4885.88
		6/28/2018		3.65	4887.77
SGU-MW03	4891.72	6/10/2020	12.06	7.5	4883.92
		6/21/2021		7.1	4884.32
		3/21/2013		5.59	4886.13
		10/22/2013		3.59	4888.13
		3/30/2015		5.85	4885.87
		6/21/2016		3.52	4888.20
		5/23/2017		5.68	4886.04
SGU-MW04	4889.76	6/28/2018	9.41	3.10	4886.66
SGU-MW05	4891.69	6/28/2018	10.50	3.55	4888.14
SGU-MW06	No Survey Information	6/10/2020	14.90	6.45	No Survey Information
6/21/2021		7.00			
6/10/2020		0.60			
SGU-MW07	No Survey Information	6/21/2021	9.60	2.25	No Survey Information
Powell #1 Wellhead					
PL1-MW01	4885.90	3/20/2013	17.79	11.91	4873.99
		7/28/2014		NR	
		3/31/2015		12.16	4873.74
		6/22/2016		10.64	4875.26
		5/23/2017		11.40	4874.50
		6/27/2018		11.68	4874.22
		6/10/2019		12.06	4873.84
		5/28/2020		12.31	4873.59
		6/15/2021		10.82	4875.08
		3/19/2013		12.00	4873.68
PL1-MW02	4885.58	7/28/2014	19.65	NR	
		3/31/2015		12.52	4873.06
		6/22/2016		11.64	4873.94
		5/23/2017		11.15	4874.43
		6/27/2018		12.36	4873.22
		6/10/2019		12.42	4873.16
		5/28/2020		12.60	4872.98
PL1-MW03R	4887.26	6/15/2021	18.06	11.66	4873.92
		3/19/2013		13.04	4874.22
		7/28/2014		NR	
		3/31/2015		Well Destroyed	
		6/22/2016		Well Destroyed	
		5/23/2017		Well Destroyed	
		6/27/2018		12.97	4874.29
6/10/2019	12.95	4874.31			
5/28/2020	13.30	4873.96			
6/15/2021	12.15	4875.11			
Evans #6 Wellhead					
E6W-MW01	4882.37	3/22/2013	9.33	4.50	4877.87
		10/23/2013		4.80	4877.57
		7/28/2014		4.85	4877.52
		3/31/2015		3.92	4878.45
		6/22/2016		4.24	4878.13
		5/25/2017		4.38	4877.99
		6/28/2018		3.83	4878.54
		6/6/2019		3.90	4878.47
		8/6/2020		3.61	4878.76
		6/17/2021		4.4	4877.97
E6W-MW02	4882.45	3/22/2013	12.46	5.19	4877.26
		10/23/2013		6.50	4875.95
		7/28/2014		5.80	4876.65
		3/31/2015		5.14	4877.31
		6/22/2016		5.55	4876.90
		5/25/2017		5.60	4876.85
		6/28/2018		5.45	4877.00
		6/6/2019		4.85	4877.60
E6W-MW03	4881.53	8/6/2020	10.89	4.66	4877.79
		6/17/2021		5.42	4877.03
		3/22/2013		4.41	4877.12
		10/23/2013		5.15	4876.38
		7/28/2014		4.95	4876.58
		3/31/2015		4.24	4877.29
		6/22/2016		4.74	4876.79
5/25/2017	4.68	4876.85			
6/6/2019	4.05	4877.48			
8/6/2020	3.78	4877.75			
6/17/2021	4.45	4877.08			

**Table 1 - Groundwater Elevation Data
City of Longmont - Groundwater Quality Monitoring
Project Number 22217000**

Well ID	Top of Casing Elevation ¹	Date Measured	Total Depth ²	Depth to Groundwater ²	Groundwater Elevation ³
Evans #6 Tank Battery					
E6T-MW01	4879.08	3/22/2013	16.95	8.01	4871.07
		10/23/2013		8.16	4870.92
		7/28/2014		8.93	4870.15
		3/31/2015		9.75	4869.33
		6/22/2016		9.43	4869.65
		5/25/2017		10.25	4868.83
		6/28/2018		14.67	4864.41
		6/6/2019		10.01	4869.07
		6/4/2020		3.50	4875.58
		6/17/2021		9.65	4869.43
E6T-MW02	4877.68	3/22/2013	12.84	6.40	4871.28
		10/23/2013		7.47	4870.21
		7/28/2014		8.54	4869.14
		3/31/2015		8.84	4868.84
		6/22/2016		8.55	4869.13
		5/25/2017		7.92	4869.76
		6/28/2018		12.87	4864.81
		6/6/2019		7.96	4869.72
		6/4/2020		4.66	4873.02
		6/17/2021		8.5	4869.18
E6T-MW03	4878.03	3/22/2013	12.30	6.61	4871.42
		10/23/2013		7.62	4870.41
		7/28/2014		8.44	4869.59
		3/31/2015		8.62	4869.41
		6/22/2016		8.75	4869.28
		5/25/2017		7.83	4870.20
		6/28/2018		12.25	4865.78
		6/6/2019		7.95	4870.08
		6/4/2020		3.80	4874.23
		6/17/2021		9.65	4868.38
Longmont #8-10K Wellhead					
LM8-MW01	4868.80	3/22/2013	18.60	3.64	4865.16
		7/28/2014		NR	
		3/31/2015		Dry	
		6/22/2016		Dry	
		5/23/2017		NR	
		6/5/2019		11.18	4857.62
		6/4/2020		9.66	4859.14
		6/23/2021		10.92	4857.88
		3/22/2013		4.32	4864.71
		7/28/2014		NR	
LM8-MW02	4869.03	3/31/2015	18.90	Dry	
		6/22/2016		Dry	
		5/23/2017		NR	
		6/5/2019		11.30	4857.73
		6/4/2020		10.75	4858.28
		6/23/2021		11.11	4857.92
		3/22/2013		3.21	4865.90
		7/28/2014		NR	
		3/31/2015		Dry	
		6/22/2016		Dry	
LM8-MW03	4869.11	3/31/2015	18.70	Dry	
		6/22/2016		Dry	
		5/23/2017		NR	
		6/5/2019		11.38	4857.73
		6/4/2020		10.90	4858.21
		6/23/2021		11.20	4857.91
		3/22/2013		3.21	4865.90
		7/28/2014		NR	
		3/31/2015		Dry	
		6/22/2016		Dry	
Domenico #1 Wellsite					
DM1-MW01	4857.64	3/19/2013	11.44	7.41	4850.23
		7/29/2014		6.11	4851.53
		3/31/2015		6.33	4851.31
		6/24/2016		5.48	4852.16
		5/23/2017		5.52	4852.12
		6/29/2018		6.41	4851.23
		6/3/2019		6.82	4850.82
		6/8/2020		6.66	4850.98
		6/17/2021		6.10	4851.54
		3/19/2013		3.97	4850.20
DM1-MW02	4854.17	7/29/2014	12.70	3.18	4850.99
		4/1/2015		3.45	4850.72
		6/24/2016		2.34	4851.83
		5/23/2017		2.35	4851.82
		6/29/2018		3.33	4850.84
		6/3/2019		3.50	4850.67
		6/8/2020		3.40	4850.77
		6/17/2021		3.00	4851.17
		3/19/2013		5.15	4850.12
		7/29/2014		9.05	4846.22
DM1-MW03	4855.27	4/1/2015	12.82	3.99	4851.28
		6/24/2016		3.34	4851.93
		5/23/2017		3.50	4851.77
		6/29/2018		4.06	4851.21
		6/3/2019		3.61	4851.66
		6/8/2020		4.27	4851.00
		6/17/2021		3.78	4851.49

**Table 1 - Groundwater Elevation Data
City of Longmont - Groundwater Quality Monitoring
Project Number 22217000**

Well ID	Top of Casing Elevation ¹	Date Measured	Total Depth ²	Depth to Groundwater ²	Groundwater Elevation ³
Stamp 31-2C Wellsite					
S31-MW01	4957.15	3/22/2013	14.13	6.00	4951.15
		10/24/2013		3.08	4954.07
		7/29/2014		2.92	4954.23
		4/1/2015		4.31	4952.84
		6/23/2016		2.78	4954.37
		5/22/2017		3.43	4953.72
		6/29/2018		2.94	4954.21
		6/10/2019		1.78	4955.37
		5/26/2020		4.25	4952.90
		3/22/2013		8.55	4950.07
S31-MW02	4958.62	10/24/2013	14.22	3.92	4954.70
		7/29/2014		Sediment ⁶	
		4/1/2015			
		6/23/2016			
		5/22/2017			
		6/10/2019			
		5/26/2020			
S31-MW03	4958.27	10/24/2013	13.59	4.91	4953.36
		7/29/2014		5.24	4953.03
		4/1/2015		6.30	4951.97
		6/23/2016		4.92	4953.35
		5/22/2017		6.59	4951.68
		6/29/2018		4.45	4953.82
		6/10/2019		5.35	4952.92
		5/26/2020		6.10	4952.17
		3/22/2013		9.22	4947.89
S31-MW04	4957.11	10/24/2013	14.90	4.11	4953.00
		7/29/2014		4.41	4952.70
		4/1/2015		5.28	4951.83
		6/23/2016		4.10	4953.01
		5/22/2017		5.71	4951.40
		6/29/2018		3.68	4953.43
		5/26/2020		5.20	4951.91
		10/24/2013		4.11	4952.78
		S31-MW05		4956.89	7/29/2014
4/1/2015	5.12		4951.77		
6/23/2016	4.50		4952.39		
5/22/2017	5.69		4951.20		
6/29/2018	3.09		4953.80		
5/26/2020	5.10		4952.05		
S31-MW06	4957.57	10/24/2013	11.44	4.20	4953.37
		7/29/2014		4.62	4952.95
		4/1/2015		5.61	4951.96
		6/23/2016		4.37	4953.20
		5/22/2017		5.98	4951.59
		6/29/2018		3.14	4954.43
		5/26/2020		5.54	4951.61
		Stamp #1 Wellsite			
ST1-MW02	No Survey Information Available	7/7/2021	15.00	4.12	No Survey Information Available
ST1-MW03	No Survey Information Available	7/7/2021	15.40	3.40	No Survey Information Available
ST1-MW05	No Survey Information Available	7/7/2021	15.40	4.55	No Survey Information Available
Tabor #1 Wellsite					
TB1-MW01	No Survey Information Available	5/16/2019	27.85	18.02	No Survey Information Available
		6/3/2020		Not Located / Destroyed	
		6/16/2021		Sediment ⁶	
TB1-MW02	No Survey Information Available	5/16/2019	27.22	17.93	No Survey Information Available
		6/3/2020		Not Located / Destroyed	
		6/16/2021		23.00	
TB1-MW03	No Survey Information Available	5/16/2019	23.60	15.68	No Survey Information Available
		6/3/2020		Not Located / Destroyed	
		6/16/2021		23.60	
Tabor #7 Wellsite					
TB7-MW01	No Survey Information Available	5/16/2019	17.90	17.00	No Survey Information Available
		6/3/2020		15.90	
		6/16/2021		14.90	
TB7-MW02	No Survey Information Available	5/16/2019	19.70	16.64	No Survey Information Available
		6/3/2020		15.80	
		6/16/2021		15.35	
TB7-MW03	No Survey Information Available	5/16/2019	19.40	16.00	No Survey Information Available
		6/3/2020		15.22	
		6/16/2021		15.48	
Maruyama #1 Wellsite					
MY1-MW01	No Survey Information Available	5/16/2019	24.85	20.82	No Survey Information Available
		5/27/2020		20.50	
		6/15/2021		21.60	
MY1-MW02	No Survey Information Available	5/16/2019	24.72	21.20	No Survey Information Available
		5/27/2020		20.18	
		6/15/2021		21.25	
MY1-MW03	No Survey Information Available	5/16/2019	24.55	21.41	No Survey Information Available
		5/27/2020		20.90	
		6/15/2021		21.80	
Wertman #1 Wellsite					
WT1-MW01	No Survey Information Available	5/16/2019	16.38	13.65	No Survey Information Available
		5/28/2020		12.92	
		6/28/2021		12.72	
WT1-MW02	No Survey Information Available	5/16/2019	17.18	14.37	No Survey Information Available
		5/28/2020		13.64	
		6/28/2021		13.45	
WT1-MW03	No Survey Information Available	5/16/2019	17.16	13.48	No Survey Information Available
		5/28/2020		12.78	
		6/28/2021		12.62	
WT1-MW04	No Survey Information Available	5/16/2019	Not Located / Destroyed		No Survey Information Available
		5/28/2020	Not Located / Destroyed		

Table 1 - Groundwater Elevation Data
City of Longmont - Groundwater Quality Monitoring
Project Number 22217000

Well ID	Top of Casing Elevation ¹	Date Measured	Total Depth ²	Depth to Groundwater ²	Groundwater Elevation ³
George Mayeda #1 Wellsite					
GM1-MW01	No Survey Information Available	6/3/2019	14.50	11.45	No Survey Information Available
		5/28/2020		9.85	
		6/21/2021		10.62	
GM1-MW02		6/3/2019	13.55	10.82	
		5/28/2020		8.90	
		6/21/2021		9.98	
GM1-MW03		6/3/2019	14.40	11.20	
		5/28/2020		9.58	
		6/21/2021		10.5	
Mary #2 Wellsite					
MR2-MW01	No Survey Information Available	5/15/2019	24.64	14.45	No Survey Information Available
		5/27/2020		12.92	
		6/15/2021		11.80	
MR2-MW02		5/15/2019	24.39	16.75	
		5/27/2020		14.85	
		6/15/2021		12.78	
MR2-MW03		5/15/2019	24.54	17.55	
		5/27/2020		15.64	
		6/15/2021		13.62	

¹All survey information is in Datum: NAD 83, Colorado North Zone NAVD 88

²Depth to groundwater is measured in feet below top of casing

³Elevation in feet above mean sea level

⁴Wells were observed to be destroyed. Unable to measure depths to water.

⁶Filled with sediment. No water present.

NR - No Reading. Wells were not part of sampling program.

APPENDIX B – ANALYTICAL REPORTS & CHAINS OF CUSTODY

Terracon Consultants, Inc - Longmont, CO

Sample Delivery Group: L1368304
Samples Received: 06/18/2021
Project Number: 22217000
Description: City of Longmont Annual GW Quality Monitoring

Report To: Mike Skridulis
1242 Bramwood Place
Longmont, CO 80501

Entire Report Reviewed By:



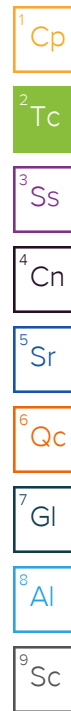
Chris Ward
Project Manager

Results relate only to the items tested or calibrated and are reported as rounded values. This test report shall not be reproduced, except in full, without written approval of the laboratory. Where applicable, sampling conducted by Pace Analytical National is performed per guidance provided in laboratory standard operating procedures ENV-SOP-MTJL-0067 and ENV-SOP-MTJL-0068. Where sampling conducted by the customer, results relate to the accuracy of the information provided, and as the samples are received.

Pace Analytical National12065 Lebanon Rd Mount Juliet, TN 37122 615-758-5858 800-767-5859 www.pacenational.com

TABLE OF CONTENTS

Cp: Cover Page	1
Tc: Table of Contents	2
Ss: Sample Summary	3
Cn: Case Narrative	6
Sr: Sample Results	7
PL1-MW01 L1368304-01	7
PL1-MW02 L1368304-02	8
PL1-MW03 L1368304-03	9
CL1-MW01 L1368304-04	10
CL1-MW02 L1368304-05	11
MY1-MW01 L1368304-06	12
MY1-MW02 L1368304-07	13
MY1-MW03 L1368304-08	14
MR2-MW01 L1368304-09	15
MR2-MW02 L1368304-10	16
MR2-MW03 L1368304-11	17
Qc: Quality Control Summary	18
Gravimetric Analysis by Method 2540 C-2011	18
Wet Chemistry by Method 4500CO2 D-2011	20
Wet Chemistry by Method 9056A	22
Volatile Organic Compounds (GC) by Method RSK175	24
Volatile Organic Compounds (GC/MS) by Method 8260B	25
Gl: Glossary of Terms	26
Al: Accreditations & Locations	27
Sc: Sample Chain of Custody	28

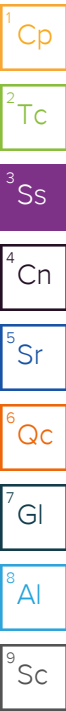


SAMPLE SUMMARY

PL1-MW01 L1368304-01 GW

Collected by Charles A. Covington
 Collected date/time 06/15/21 08:00
 Received date/time 06/18/21 09:00

Method	Batch	Dilution	Preparation date/time	Analysis date/time	Analyst	Location
Gravimetric Analysis by Method 2540 C-2011	WG1691687	1	06/19/21 14:55	06/19/21 15:58	MMF	Mt. Juliet, TN
Wet Chemistry by Method 4500CO2 D-2011	WG1694167	1	06/24/21 04:47	06/24/21 04:47	AMH	Mt. Juliet, TN
Wet Chemistry by Method 9056A	WG1694369	1	06/25/21 00:59	06/25/21 00:59	ELN	Mt. Juliet, TN
Wet Chemistry by Method 9056A	WG1694369	5	06/25/21 01:12	06/25/21 01:12	ELN	Mt. Juliet, TN
Volatile Organic Compounds (GC) by Method RSK175	WG1692272	1	06/22/21 11:35	06/22/21 11:35	CMS	Mt. Juliet, TN
Volatile Organic Compounds (GC/MS) by Method 8260B	WG1693285	1	06/23/21 01:20	06/23/21 01:20	ACG	Mt. Juliet, TN



PL1-MW02 L1368304-02 GW

Collected by Charles A. Covington
 Collected date/time 06/15/21 07:00
 Received date/time 06/18/21 09:00

Method	Batch	Dilution	Preparation date/time	Analysis date/time	Analyst	Location
Gravimetric Analysis by Method 2540 C-2011	WG1691689	1	06/19/21 16:14	06/20/21 10:00	MMF	Mt. Juliet, TN
Wet Chemistry by Method 4500CO2 D-2011	WG1694167	1	06/24/21 05:01	06/24/21 05:01	AMH	Mt. Juliet, TN
Wet Chemistry by Method 9056A	WG1694369	1	06/25/21 01:25	06/25/21 01:25	ELN	Mt. Juliet, TN
Wet Chemistry by Method 9056A	WG1694369	10	06/25/21 01:38	06/25/21 01:38	ELN	Mt. Juliet, TN
Volatile Organic Compounds (GC) by Method RSK175	WG1692272	1	06/22/21 11:39	06/22/21 11:39	CMS	Mt. Juliet, TN
Volatile Organic Compounds (GC/MS) by Method 8260B	WG1693285	1	06/23/21 01:41	06/23/21 01:41	ACG	Mt. Juliet, TN

PL1-MW03 L1368304-03 GW

Collected by Charles A. Covington
 Collected date/time 06/15/21 07:30
 Received date/time 06/18/21 09:00

Method	Batch	Dilution	Preparation date/time	Analysis date/time	Analyst	Location
Gravimetric Analysis by Method 2540 C-2011	WG1691687	1	06/19/21 14:55	06/19/21 15:58	MMF	Mt. Juliet, TN
Wet Chemistry by Method 4500CO2 D-2011	WG1694167	1	06/24/21 05:05	06/24/21 05:05	AMH	Mt. Juliet, TN
Wet Chemistry by Method 9056A	WG1694369	1	06/25/21 01:52	06/25/21 01:52	ELN	Mt. Juliet, TN
Wet Chemistry by Method 9056A	WG1694369	5	06/25/21 02:05	06/25/21 02:05	ELN	Mt. Juliet, TN
Volatile Organic Compounds (GC) by Method RSK175	WG1692272	1	06/22/21 11:43	06/22/21 11:43	CMS	Mt. Juliet, TN
Volatile Organic Compounds (GC/MS) by Method 8260B	WG1693285	1	06/23/21 02:01	06/23/21 02:01	ACG	Mt. Juliet, TN

CL1-MW01 L1368304-04 GW

Collected by Charles A. Covington
 Collected date/time 06/15/21 09:30
 Received date/time 06/18/21 09:00

Method	Batch	Dilution	Preparation date/time	Analysis date/time	Analyst	Location
Gravimetric Analysis by Method 2540 C-2011	WG1691689	1	06/19/21 16:14	06/20/21 10:00	MMF	Mt. Juliet, TN
Wet Chemistry by Method 4500CO2 D-2011	WG1694167	1	06/24/21 05:10	06/24/21 05:10	AMH	Mt. Juliet, TN
Wet Chemistry by Method 9056A	WG1694369	1	06/25/21 02:18	06/25/21 02:18	ELN	Mt. Juliet, TN
Wet Chemistry by Method 9056A	WG1694369	5	06/25/21 02:58	06/25/21 02:58	ELN	Mt. Juliet, TN
Volatile Organic Compounds (GC) by Method RSK175	WG1692272	1	06/22/21 11:48	06/22/21 11:48	CMS	Mt. Juliet, TN
Volatile Organic Compounds (GC/MS) by Method 8260B	WG1693285	1	06/23/21 02:22	06/23/21 02:22	ACG	Mt. Juliet, TN

CL1-MW02 L1368304-05 GW

Collected by Charles A. Covington
 Collected date/time 06/15/21 10:10
 Received date/time 06/18/21 09:00

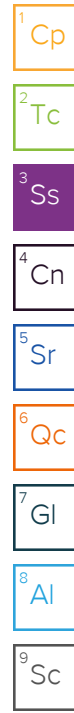
Method	Batch	Dilution	Preparation date/time	Analysis date/time	Analyst	Location
Gravimetric Analysis by Method 2540 C-2011	WG1691689	1	06/19/21 16:14	06/20/21 10:00	MMF	Mt. Juliet, TN
Wet Chemistry by Method 4500CO2 D-2011	WG1694216	1	06/24/21 05:01	06/24/21 05:01	AMH	Mt. Juliet, TN
Wet Chemistry by Method 9056A	WG1694369	1	06/25/21 03:11	06/25/21 03:11	ELN	Mt. Juliet, TN
Wet Chemistry by Method 9056A	WG1694369	5	06/25/21 03:24	06/25/21 03:24	ELN	Mt. Juliet, TN
Volatile Organic Compounds (GC) by Method RSK175	WG1692272	1	06/22/21 11:51	06/22/21 11:51	CMS	Mt. Juliet, TN
Volatile Organic Compounds (GC/MS) by Method 8260B	WG1693285	1	06/23/21 02:42	06/23/21 02:42	ACG	Mt. Juliet, TN

SAMPLE SUMMARY

MY1-MW01 L1368304-06 GW

Collected by Charles A. Covington
 Collected date/time 06/15/21 11:00
 Received date/time 06/18/21 09:00

Method	Batch	Dilution	Preparation date/time	Analysis date/time	Analyst	Location
Gravimetric Analysis by Method 2540 C-2011	WG1691689	1	06/19/21 16:14	06/20/21 10:00	MMF	Mt. Juliet, TN
Wet Chemistry by Method 4500CO2 D-2011	WG1694216	1	06/24/21 05:10	06/24/21 05:10	AMH	Mt. Juliet, TN
Wet Chemistry by Method 9056A	WG1694369	1	06/25/21 03:38	06/25/21 03:38	ELN	Mt. Juliet, TN
Wet Chemistry by Method 9056A	WG1694369	5	06/25/21 03:51	06/25/21 03:51	ELN	Mt. Juliet, TN
Volatile Organic Compounds (GC) by Method RSK175	WG1692272	1	06/22/21 11:55	06/22/21 11:55	CMS	Mt. Juliet, TN
Volatile Organic Compounds (GC/MS) by Method 8260B	WG1693285	1	06/23/21 03:02	06/23/21 03:02	ACG	Mt. Juliet, TN



MY1-MW02 L1368304-07 GW

Collected by Charles A. Covington
 Collected date/time 06/15/21 11:30
 Received date/time 06/18/21 09:00

Method	Batch	Dilution	Preparation date/time	Analysis date/time	Analyst	Location
Gravimetric Analysis by Method 2540 C-2011	WG1691687	1	06/19/21 14:55	06/19/21 15:58	MMF	Mt. Juliet, TN
Wet Chemistry by Method 4500CO2 D-2011	WG1694216	1	06/24/21 05:17	06/24/21 05:17	AMH	Mt. Juliet, TN
Wet Chemistry by Method 9056A	WG1694369	1	06/25/21 04:04	06/25/21 04:04	ELN	Mt. Juliet, TN
Wet Chemistry by Method 9056A	WG1694369	5	06/25/21 04:17	06/25/21 04:17	ELN	Mt. Juliet, TN
Volatile Organic Compounds (GC) by Method RSK175	WG1692272	1	06/22/21 11:59	06/22/21 11:59	CMS	Mt. Juliet, TN
Volatile Organic Compounds (GC/MS) by Method 8260B	WG1693285	1	06/23/21 03:22	06/23/21 03:22	ACG	Mt. Juliet, TN

MY1-MW03 L1368304-08 GW

Collected by Charles A. Covington
 Collected date/time 06/15/21 12:00
 Received date/time 06/18/21 09:00

Method	Batch	Dilution	Preparation date/time	Analysis date/time	Analyst	Location
Gravimetric Analysis by Method 2540 C-2011	WG1691687	1	06/19/21 14:55	06/19/21 15:58	MMF	Mt. Juliet, TN
Wet Chemistry by Method 4500CO2 D-2011	WG1694216	1	06/24/21 05:25	06/24/21 05:25	AMH	Mt. Juliet, TN
Wet Chemistry by Method 9056A	WG1694369	1	06/25/21 04:30	06/25/21 04:30	ELN	Mt. Juliet, TN
Wet Chemistry by Method 9056A	WG1694369	5	06/25/21 04:44	06/25/21 04:44	ELN	Mt. Juliet, TN
Volatile Organic Compounds (GC) by Method RSK175	WG1692272	1	06/22/21 12:07	06/22/21 12:07	CMS	Mt. Juliet, TN
Volatile Organic Compounds (GC/MS) by Method 8260B	WG1693285	1	06/23/21 03:43	06/23/21 03:43	ACG	Mt. Juliet, TN

MR2-MW01 L1368304-09 GW

Collected by Charles A. Covington
 Collected date/time 06/15/21 07:20
 Received date/time 06/18/21 09:00

Method	Batch	Dilution	Preparation date/time	Analysis date/time	Analyst	Location
Gravimetric Analysis by Method 2540 C-2011	WG1691687	1	06/19/21 14:55	06/19/21 15:58	MMF	Mt. Juliet, TN
Wet Chemistry by Method 4500CO2 D-2011	WG1694216	1	06/24/21 05:33	06/24/21 05:33	AMH	Mt. Juliet, TN
Wet Chemistry by Method 9056A	WG1694369	100	06/25/21 04:57	06/25/21 04:57	ELN	Mt. Juliet, TN
Volatile Organic Compounds (GC) by Method RSK175	WG1692272	1	06/22/21 12:36	06/22/21 12:36	CMS	Mt. Juliet, TN
Volatile Organic Compounds (GC/MS) by Method 8260B	WG1693285	1	06/23/21 04:03	06/23/21 04:03	ACG	Mt. Juliet, TN

MR2-MW02 L1368304-10 GW

Collected by Charles A. Covington
 Collected date/time 06/15/21 08:10
 Received date/time 06/18/21 09:00

Method	Batch	Dilution	Preparation date/time	Analysis date/time	Analyst	Location
Gravimetric Analysis by Method 2540 C-2011	WG1691687	1	06/19/21 14:55	06/19/21 15:58	MMF	Mt. Juliet, TN
Wet Chemistry by Method 4500CO2 D-2011	WG1694216	1	06/24/21 05:40	06/24/21 05:40	AMH	Mt. Juliet, TN
Wet Chemistry by Method 9056A	WG1694369	1	06/25/21 05:37	06/25/21 05:37	ELN	Mt. Juliet, TN
Volatile Organic Compounds (GC) by Method RSK175	WG1692272	1	06/22/21 12:40	06/22/21 12:40	CMS	Mt. Juliet, TN
Volatile Organic Compounds (GC/MS) by Method 8260B	WG1693285	1	06/23/21 04:24	06/23/21 04:24	ACG	Mt. Juliet, TN

SAMPLE SUMMARY

MR2-MW03 L1368304-11 GW

Collected by: Charles A. Covington
 Collected date/time: 06/15/21 08:50
 Received date/time: 06/18/21 09:00

Method	Batch	Dilution	Preparation date/time	Analysis date/time	Analyst	Location
Gravimetric Analysis by Method 2540 C-2011	WG1691687	1	06/19/21 14:55	06/19/21 15:58	MMF	Mt. Juliet, TN
Wet Chemistry by Method 4500CO2 D-2011	WG1694216	1	06/24/21 05:48	06/24/21 05:48	AMH	Mt. Juliet, TN
Wet Chemistry by Method 9056A	WG1694369	1	06/25/21 06:03	06/25/21 06:03	ELN	Mt. Juliet, TN
Wet Chemistry by Method 9056A	WG1694369	10	06/25/21 06:16	06/25/21 06:16	ELN	Mt. Juliet, TN
Volatile Organic Compounds (GC) by Method RSK175	WG1692272	1	06/22/21 12:45	06/22/21 12:45	CMS	Mt. Juliet, TN
Volatile Organic Compounds (GC/MS) by Method 8260B	WG1693285	1	06/23/21 04:45	06/23/21 04:45	ACG	Mt. Juliet, TN

¹ Cp

² Tc

³ Ss

⁴ Cn

⁵ Sr

⁶ Qc

⁷ Gl

⁸ Al

⁹ Sc

CASE NARRATIVE

All sample aliquots were received at the correct temperature, in the proper containers, with the appropriate preservatives, and within method specified holding times, unless qualified or notated within the report. Where applicable, all MDL (LOD) and RDL (LOQ) values reported for environmental samples have been corrected for the dilution factor used in the analysis. All Method and Batch Quality Control are within established criteria except where addressed in this case narrative, a non-conformance form or properly qualified within the sample results. By my digital signature below, I affirm to the best of my knowledge, all problems/anomalies observed by the laboratory as having the potential to affect the quality of the data have been identified by the laboratory, and no information or data have been knowingly withheld that would affect the quality of the data.



Chris Ward
Project Manager

- ¹ Cp
- ² Tc
- ³ Ss
- ⁴ Cn
- ⁵ Sr
- ⁶ Qc
- ⁷ Gl
- ⁸ Al
- ⁹ Sc

Gravimetric Analysis by Method 2540 C-2011

Analyte	Result	Qualifier	RDL	Dilution	Analysis date / time	Batch
Dissolved Solids	1090		20.0	1	06/19/2021 15:58	WG1691687

Wet Chemistry by Method 4500CO2 D-2011

Analyte	Result	Qualifier	RDL	Dilution	Analysis date / time	Batch
Free Carbon Dioxide	ND	<u>T8</u>	20.0	1	06/24/2021 04:47	WG1694167

Sample Narrative:

L1368304-01 WG1694167: Endpoint pH 4.5

Wet Chemistry by Method 9056A

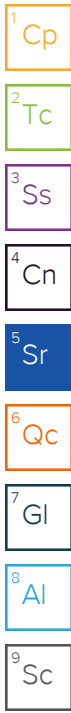
Analyte	Result	Qualifier	RDL	Dilution	Analysis date / time	Batch
Chloride	38.6		1.00	1	06/25/2021 00:59	WG1694369
Sulfate	491		25.0	5	06/25/2021 01:12	WG1694369

Volatile Organic Compounds (GC) by Method RSK175

Analyte	Result	Qualifier	RDL	Dilution	Analysis date / time	Batch
Methane	ND		0.0100	1	06/22/2021 11:35	WG1692272
Ethane	ND		0.0130	1	06/22/2021 11:35	WG1692272
Ethene	ND		0.0130	1	06/22/2021 11:35	WG1692272
Acetylene	ND		0.0208	1	06/22/2021 11:35	WG1692272

Volatile Organic Compounds (GC/MS) by Method 8260B

Analyte	Result	Qualifier	RDL	Dilution	Analysis date / time	Batch
Benzene	ND		0.00100	1	06/23/2021 01:20	WG1693285
Toluene	ND		0.00100	1	06/23/2021 01:20	WG1693285
Ethylbenzene	ND		0.00100	1	06/23/2021 01:20	WG1693285
Total Xylenes	ND		0.00300	1	06/23/2021 01:20	WG1693285
(S) Toluene-d8	98.3		80.0-120		06/23/2021 01:20	WG1693285
(S) 4-Bromofluorobenzene	99.1		77.0-126		06/23/2021 01:20	WG1693285
(S) 1,2-Dichloroethane-d4	102		70.0-130		06/23/2021 01:20	WG1693285



Gravimetric Analysis by Method 2540 C-2011

Analyte	Result	Qualifier	RDL	Dilution	Analysis date / time	Batch
Dissolved Solids	1110		20.0	1	06/20/2021 10:00	WG1691689

Wet Chemistry by Method 4500CO2 D-2011

Analyte	Result	Qualifier	RDL	Dilution	Analysis date / time	Batch
Free Carbon Dioxide	21.8	<u>T8</u>	20.0	1	06/24/2021 05:01	WG1694167

Sample Narrative:

L1368304-02 WG1694167: Endpoint pH 4.5

Wet Chemistry by Method 9056A

Analyte	Result	Qualifier	RDL	Dilution	Analysis date / time	Batch
Chloride	36.8		1.00	1	06/25/2021 01:25	WG1694369
Sulfate	584		50.0	10	06/25/2021 01:38	WG1694369

Volatile Organic Compounds (GC) by Method RSK175

Analyte	Result	Qualifier	RDL	Dilution	Analysis date / time	Batch
Methane	0.0441		0.0100	1	06/22/2021 11:39	WG1692272
Ethane	ND		0.0130	1	06/22/2021 11:39	WG1692272
Ethene	ND		0.0130	1	06/22/2021 11:39	WG1692272
Acetylene	ND		0.0208	1	06/22/2021 11:39	WG1692272

Volatile Organic Compounds (GC/MS) by Method 8260B

Analyte	Result	Qualifier	RDL	Dilution	Analysis date / time	Batch
Benzene	ND		0.00100	1	06/23/2021 01:41	WG1693285
Toluene	ND		0.00100	1	06/23/2021 01:41	WG1693285
Ethylbenzene	ND		0.00100	1	06/23/2021 01:41	WG1693285
Total Xylenes	ND		0.00300	1	06/23/2021 01:41	WG1693285
(S) Toluene-d8	131	<u>J1</u>	80.0-120		06/23/2021 01:41	WG1693285
(S) 4-Bromofluorobenzene	138	<u>J1</u>	77.0-126		06/23/2021 01:41	WG1693285
(S) 1,2-Dichloroethane-d4	99.1		70.0-130		06/23/2021 01:41	WG1693285

1 Cp

2 Tc

3 Ss

4 Cn

5 Sr

6 Qc

7 Gl

8 Al

9 Sc

Gravimetric Analysis by Method 2540 C-2011

Analyte	Result	Qualifier	RDL	Dilution	Analysis date / time	Batch
Dissolved Solids	889		13.3	1	06/19/2021 15:58	WG1691687

Wet Chemistry by Method 4500CO2 D-2011

Analyte	Result	Qualifier	RDL	Dilution	Analysis date / time	Batch
Free Carbon Dioxide	ND	<u>T8</u>	20.0	1	06/24/2021 05:05	WG1694167

Sample Narrative:

L1368304-03 WG1694167: Endpoint pH 4.5

Wet Chemistry by Method 9056A

Analyte	Result	Qualifier	RDL	Dilution	Analysis date / time	Batch
Chloride	66.8		1.00	1	06/25/2021 01:52	WG1694369
Sulfate	383		25.0	5	06/25/2021 02:05	WG1694369

Volatile Organic Compounds (GC) by Method RSK175

Analyte	Result	Qualifier	RDL	Dilution	Analysis date / time	Batch
Methane	0.0489		0.0100	1	06/22/2021 11:43	WG1692272
Ethane	ND		0.0130	1	06/22/2021 11:43	WG1692272
Ethene	ND		0.0130	1	06/22/2021 11:43	WG1692272
Acetylene	ND		0.0208	1	06/22/2021 11:43	WG1692272

Volatile Organic Compounds (GC/MS) by Method 8260B

Analyte	Result	Qualifier	RDL	Dilution	Analysis date / time	Batch
Benzene	ND		0.00100	1	06/23/2021 02:01	WG1693285
Toluene	ND		0.00100	1	06/23/2021 02:01	WG1693285
Ethylbenzene	ND		0.00100	1	06/23/2021 02:01	WG1693285
Total Xylenes	ND		0.00300	1	06/23/2021 02:01	WG1693285
(S) Toluene-d8	115		80.0-120		06/23/2021 02:01	WG1693285
(S) 4-Bromofluorobenzene	120		77.0-126		06/23/2021 02:01	WG1693285
(S) 1,2-Dichloroethane-d4	90.8		70.0-130		06/23/2021 02:01	WG1693285

1 Cp

2 Tc

3 Ss

4 Cn

5 Sr

6 Qc

7 Gl

8 Al

9 Sc

Gravimetric Analysis by Method 2540 C-2011

Analyte	Result	Qualifier	RDL	Dilution	Analysis date / time	Batch
Dissolved Solids	976		20.0	1	06/20/2021 10:00	WG1691689

Wet Chemistry by Method 4500CO2 D-2011

Analyte	Result	Qualifier	RDL	Dilution	Analysis date / time	Batch
Free Carbon Dioxide	ND	<u>T8</u>	20.0	1	06/24/2021 05:10	WG1694167

Sample Narrative:

L1368304-04 WG1694167: Endpoint pH 4.5

Wet Chemistry by Method 9056A

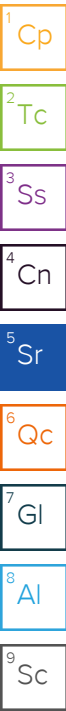
Analyte	Result	Qualifier	RDL	Dilution	Analysis date / time	Batch
Chloride	44.2		1.00	1	06/25/2021 02:18	WG1694369
Sulfate	316		25.0	5	06/25/2021 02:58	WG1694369

Volatile Organic Compounds (GC) by Method RSK175

Analyte	Result	Qualifier	RDL	Dilution	Analysis date / time	Batch
Methane	ND		0.0100	1	06/22/2021 11:48	WG1692272
Ethane	ND		0.0130	1	06/22/2021 11:48	WG1692272
Ethene	ND		0.0130	1	06/22/2021 11:48	WG1692272
Acetylene	ND		0.0208	1	06/22/2021 11:48	WG1692272

Volatile Organic Compounds (GC/MS) by Method 8260B

Analyte	Result	Qualifier	RDL	Dilution	Analysis date / time	Batch
Benzene	ND		0.00100	1	06/23/2021 02:22	WG1693285
Toluene	ND		0.00100	1	06/23/2021 02:22	WG1693285
Ethylbenzene	ND		0.00100	1	06/23/2021 02:22	WG1693285
Total Xylenes	ND		0.00300	1	06/23/2021 02:22	WG1693285
(S) Toluene-d8	92.4		80.0-120		06/23/2021 02:22	WG1693285
(S) 4-Bromofluorobenzene	153	<u>J1</u>	77.0-126		06/23/2021 02:22	WG1693285
(S) 1,2-Dichloroethane-d4	99.1		70.0-130		06/23/2021 02:22	WG1693285



Gravimetric Analysis by Method 2540 C-2011

Analyte	Result	Qualifier	RDL	Dilution	Analysis date / time	Batch
Dissolved Solids	1020		20.0	1	06/20/2021 10:00	WG1691689

Wet Chemistry by Method 4500CO2 D-2011

Analyte	Result	Qualifier	RDL	Dilution	Analysis date / time	Batch
Free Carbon Dioxide	ND	<u>T8</u>	20.0	1	06/24/2021 05:01	WG1694216

Sample Narrative:

L1368304-05 WG1694216: Endpoint pH 4.5

Wet Chemistry by Method 9056A

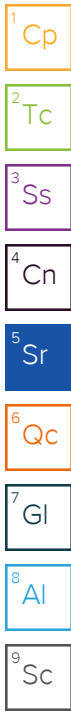
Analyte	Result	Qualifier	RDL	Dilution	Analysis date / time	Batch
Chloride	46.8		1.00	1	06/25/2021 03:11	WG1694369
Sulfate	345		25.0	5	06/25/2021 03:24	WG1694369

Volatile Organic Compounds (GC) by Method RSK175

Analyte	Result	Qualifier	RDL	Dilution	Analysis date / time	Batch
Methane	ND		0.0100	1	06/22/2021 11:51	WG1692272
Ethane	ND		0.0130	1	06/22/2021 11:51	WG1692272
Ethene	ND		0.0130	1	06/22/2021 11:51	WG1692272
Acetylene	ND		0.0208	1	06/22/2021 11:51	WG1692272

Volatile Organic Compounds (GC/MS) by Method 8260B

Analyte	Result	Qualifier	RDL	Dilution	Analysis date / time	Batch
Benzene	ND		0.00100	1	06/23/2021 02:42	WG1693285
Toluene	ND		0.00100	1	06/23/2021 02:42	WG1693285
Ethylbenzene	ND		0.00100	1	06/23/2021 02:42	WG1693285
Total Xylenes	ND		0.00300	1	06/23/2021 02:42	WG1693285
(S) Toluene-d8	110		80.0-120		06/23/2021 02:42	WG1693285
(S) 4-Bromofluorobenzene	119		77.0-126		06/23/2021 02:42	WG1693285
(S) 1,2-Dichloroethane-d4	91.1		70.0-130		06/23/2021 02:42	WG1693285



Gravimetric Analysis by Method 2540 C-2011

Analyte	Result	Qualifier	RDL	Dilution	Analysis date / time	Batch
Dissolved Solids	1000		20.0	1	06/20/2021 10:00	WG1691689

Wet Chemistry by Method 4500CO2 D-2011

Analyte	Result	Qualifier	RDL	Dilution	Analysis date / time	Batch
Free Carbon Dioxide	22.7	<u>T8</u>	20.0	1	06/24/2021 05:10	WG1694216

Sample Narrative:

L1368304-06 WG1694216: Endpoint pH 4.5

Wet Chemistry by Method 9056A

Analyte	Result	Qualifier	RDL	Dilution	Analysis date / time	Batch
Chloride	41.3		1.00	1	06/25/2021 03:38	WG1694369
Sulfate	398		25.0	5	06/25/2021 03:51	WG1694369

Volatile Organic Compounds (GC) by Method RSK175

Analyte	Result	Qualifier	RDL	Dilution	Analysis date / time	Batch
Methane	ND		0.0100	1	06/22/2021 11:55	WG1692272
Ethane	ND		0.0130	1	06/22/2021 11:55	WG1692272
Ethene	ND		0.0130	1	06/22/2021 11:55	WG1692272
Acetylene	ND		0.0208	1	06/22/2021 11:55	WG1692272

Volatile Organic Compounds (GC/MS) by Method 8260B

Analyte	Result	Qualifier	RDL	Dilution	Analysis date / time	Batch
Benzene	ND		0.00100	1	06/23/2021 03:02	WG1693285
Toluene	ND		0.00100	1	06/23/2021 03:02	WG1693285
Ethylbenzene	ND		0.00100	1	06/23/2021 03:02	WG1693285
Total Xylenes	ND		0.00300	1	06/23/2021 03:02	WG1693285
(S) Toluene-d8	98.1		80.0-120		06/23/2021 03:02	WG1693285
(S) 4-Bromofluorobenzene	103		77.0-126		06/23/2021 03:02	WG1693285
(S) 1,2-Dichloroethane-d4	76.9		70.0-130		06/23/2021 03:02	WG1693285



Gravimetric Analysis by Method 2540 C-2011

Analyte	Result	Qualifier	RDL	Dilution	Analysis date / time	Batch
Dissolved Solids	1040		20.0	1	06/19/2021 15:58	WG1691687

Wet Chemistry by Method 4500CO2 D-2011

Analyte	Result	Qualifier	RDL	Dilution	Analysis date / time	Batch
Free Carbon Dioxide	21.3	<u>T8</u>	20.0	1	06/24/2021 05:17	WG1694216

Sample Narrative:

L1368304-07 WG1694216: Endpoint pH 4.5

Wet Chemistry by Method 9056A

Analyte	Result	Qualifier	RDL	Dilution	Analysis date / time	Batch
Chloride	41.7		1.00	1	06/25/2021 04:04	WG1694369
Sulfate	389		25.0	5	06/25/2021 04:17	WG1694369

Volatile Organic Compounds (GC) by Method RSK175

Analyte	Result	Qualifier	RDL	Dilution	Analysis date / time	Batch
Methane	ND		0.0100	1	06/22/2021 11:59	WG1692272
Ethane	ND		0.0130	1	06/22/2021 11:59	WG1692272
Ethene	ND		0.0130	1	06/22/2021 11:59	WG1692272
Acetylene	ND		0.0208	1	06/22/2021 11:59	WG1692272

Volatile Organic Compounds (GC/MS) by Method 8260B

Analyte	Result	Qualifier	RDL	Dilution	Analysis date / time	Batch
Benzene	ND		0.00100	1	06/23/2021 03:22	WG1693285
Toluene	ND		0.00100	1	06/23/2021 03:22	WG1693285
Ethylbenzene	ND		0.00100	1	06/23/2021 03:22	WG1693285
Total Xylenes	ND		0.00300	1	06/23/2021 03:22	WG1693285
(S) Toluene-d8	109		80.0-120		06/23/2021 03:22	WG1693285
(S) 4-Bromofluorobenzene	115		77.0-126		06/23/2021 03:22	WG1693285
(S) 1,2-Dichloroethane-d4	90.5		70.0-130		06/23/2021 03:22	WG1693285

1 Cp

2 Tc

3 Ss

4 Cn

5 Sr

6 Qc

7 Gl

8 Al

9 Sc

Gravimetric Analysis by Method 2540 C-2011

Analyte	Result	Qualifier	RDL	Dilution	Analysis date / time	Batch
Dissolved Solids	978		20.0	1	06/19/2021 15:58	WG1691687

Wet Chemistry by Method 4500CO2 D-2011

Analyte	Result	Qualifier	RDL	Dilution	Analysis date / time	Batch
Free Carbon Dioxide	23.5	<u>T8</u>	20.0	1	06/24/2021 05:25	WG1694216

Sample Narrative:

L1368304-08 WG1694216: Endpoint pH 4.5

Wet Chemistry by Method 9056A


Analyte	Result	Qualifier	RDL	Dilution	Analysis date / time	Batch
Chloride	42.1		1.00	1	06/25/2021 04:30	WG1694369
Sulfate	389		25.0	5	06/25/2021 04:44	WG1694369

Volatile Organic Compounds (GC) by Method RSK175

Analyte	Result	Qualifier	RDL	Dilution	Analysis date / time	Batch
Methane	ND		0.0100	1	06/22/2021 12:07	WG1692272
Ethane	ND		0.0130	1	06/22/2021 12:07	WG1692272
Ethene	ND		0.0130	1	06/22/2021 12:07	WG1692272
Acetylene	ND		0.0208	1	06/22/2021 12:07	WG1692272

Volatile Organic Compounds (GC/MS) by Method 8260B

Analyte	Result	Qualifier	RDL	Dilution	Analysis date / time	Batch
Benzene	ND		0.00100	1	06/23/2021 03:43	WG1693285
Toluene	ND		0.00100	1	06/23/2021 03:43	WG1693285
Ethylbenzene	ND		0.00100	1	06/23/2021 03:43	WG1693285
Total Xylenes	ND		0.00300	1	06/23/2021 03:43	WG1693285
(S) Toluene-d8	92.9		80.0-120		06/23/2021 03:43	WG1693285
(S) 4-Bromofluorobenzene	100		77.0-126		06/23/2021 03:43	WG1693285
(S) 1,2-Dichloroethane-d4	100		70.0-130		06/23/2021 03:43	WG1693285



Gravimetric Analysis by Method 2540 C-2011

Analyte	Result	Qualifier	RDL	Dilution	Analysis date / time	Batch
Dissolved Solids	3710		50.0	1	06/19/2021 15:58	WG1691687

Wet Chemistry by Method 4500CO2 D-2011

Analyte	Result	Qualifier	RDL	Dilution	Analysis date / time	Batch
Free Carbon Dioxide	37.7	<u>T8</u>	20.0	1	06/24/2021 05:33	WG1694216

Sample Narrative:

L1368304-09 WG1694216: Endpoint pH 4.5

Wet Chemistry by Method 9056A

Analyte	Result	Qualifier	RDL	Dilution	Analysis date / time	Batch
Chloride	138		100	100	06/25/2021 04:57	WG1694369
Sulfate	1970		500	100	06/25/2021 04:57	WG1694369

Volatile Organic Compounds (GC) by Method RSK175

Analyte	Result	Qualifier	RDL	Dilution	Analysis date / time	Batch
Methane	ND		0.0100	1	06/22/2021 12:36	WG1692272
Ethane	ND		0.0130	1	06/22/2021 12:36	WG1692272
Ethene	ND		0.0130	1	06/22/2021 12:36	WG1692272
Acetylene	ND		0.0208	1	06/22/2021 12:36	WG1692272

Volatile Organic Compounds (GC/MS) by Method 8260B

Analyte	Result	Qualifier	RDL	Dilution	Analysis date / time	Batch
Benzene	ND		0.00100	1	06/23/2021 04:03	WG1693285
Toluene	ND		0.00100	1	06/23/2021 04:03	WG1693285
Ethylbenzene	ND		0.00100	1	06/23/2021 04:03	WG1693285
Total Xylenes	ND		0.00300	1	06/23/2021 04:03	WG1693285
(S) Toluene-d8	147	<u>J1</u>	80.0-120		06/23/2021 04:03	WG1693285
(S) 4-Bromofluorobenzene	153	<u>J1</u>	77.0-126		06/23/2021 04:03	WG1693285
(S) 1,2-Dichloroethane-d4	91.2		70.0-130		06/23/2021 04:03	WG1693285

1 Cp

2 Tc

3 Ss

4 Cn

5 Sr

6 Qc

7 Gl

8 Al

9 Sc

Gravimetric Analysis by Method 2540 C-2011

Analyte	Result	Qualifier	RDL	Dilution	Analysis date / time	Batch
Dissolved Solids	569		10.0	1	06/19/2021 15:58	WG1691687

Wet Chemistry by Method 4500CO2 D-2011

Analyte	Result	Qualifier	RDL	Dilution	Analysis date / time	Batch
Free Carbon Dioxide	ND	<u>T8</u>	20.0	1	06/24/2021 05:40	WG1694216

Sample Narrative:

L1368304-10 WG1694216: Endpoint pH 4.5

Wet Chemistry by Method 9056A

Analyte	Result	Qualifier	RDL	Dilution	Analysis date / time	Batch
Chloride	5.35		1.00	1	06/25/2021 05:37	WG1694369
Sulfate	94.6		5.00	1	06/25/2021 05:37	WG1694369

Volatile Organic Compounds (GC) by Method RSK175

Analyte	Result	Qualifier	RDL	Dilution	Analysis date / time	Batch
Methane	ND		0.0100	1	06/22/2021 12:40	WG1692272
Ethane	ND		0.0130	1	06/22/2021 12:40	WG1692272
Ethene	ND		0.0130	1	06/22/2021 12:40	WG1692272
Acetylene	ND		0.0208	1	06/22/2021 12:40	WG1692272

Volatile Organic Compounds (GC/MS) by Method 8260B

Analyte	Result	Qualifier	RDL	Dilution	Analysis date / time	Batch
Benzene	ND		0.00100	1	06/23/2021 04:24	WG1693285
Toluene	ND		0.00100	1	06/23/2021 04:24	WG1693285
Ethylbenzene	ND		0.00100	1	06/23/2021 04:24	WG1693285
Total Xylenes	ND		0.00300	1	06/23/2021 04:24	WG1693285
(S) Toluene-d8	96.2		80.0-120		06/23/2021 04:24	WG1693285
(S) 4-Bromofluorobenzene	101		77.0-126		06/23/2021 04:24	WG1693285
(S) 1,2-Dichloroethane-d4	91.9		70.0-130		06/23/2021 04:24	WG1693285

1 Cp

2 Tc

3 Ss

4 Cn

5 Sr

6 Qc

7 Gl

8 Al

9 Sc

Gravimetric Analysis by Method 2540 C-2011

Analyte	Result	Qualifier	RDL	Dilution	Analysis date / time	Batch
Dissolved Solids	1130		20.0	1	06/19/2021 15:58	WG1691687

Wet Chemistry by Method 4500CO2 D-2011

Analyte	Result	Qualifier	RDL	Dilution	Analysis date / time	Batch
Free Carbon Dioxide	ND	<u>T8</u>	20.0	1	06/24/2021 05:48	WG1694216

Sample Narrative:

L1368304-11 WG1694216: Endpoint pH 4.5

Wet Chemistry by Method 9056A

Analyte	Result	Qualifier	RDL	Dilution	Analysis date / time	Batch
Chloride	32.8		1.00	1	06/25/2021 06:03	WG1694369
Sulfate	527		50.0	10	06/25/2021 06:16	WG1694369

Volatile Organic Compounds (GC) by Method RSK175

Analyte	Result	Qualifier	RDL	Dilution	Analysis date / time	Batch
Methane	ND		0.0100	1	06/22/2021 12:45	WG1692272
Ethane	ND		0.0130	1	06/22/2021 12:45	WG1692272
Ethene	ND		0.0130	1	06/22/2021 12:45	WG1692272
Acetylene	ND		0.0208	1	06/22/2021 12:45	WG1692272

Volatile Organic Compounds (GC/MS) by Method 8260B

Analyte	Result	Qualifier	RDL	Dilution	Analysis date / time	Batch
Benzene	ND		0.00100	1	06/23/2021 04:45	WG1693285
Toluene	ND		0.00100	1	06/23/2021 04:45	WG1693285
Ethylbenzene	ND		0.00100	1	06/23/2021 04:45	WG1693285
Total Xylenes	ND		0.00300	1	06/23/2021 04:45	WG1693285
(S) Toluene-d8	96.8		80.0-120		06/23/2021 04:45	WG1693285
(S) 4-Bromofluorobenzene	102		77.0-126		06/23/2021 04:45	WG1693285
(S) 1,2-Dichloroethane-d4	93.6		70.0-130		06/23/2021 04:45	WG1693285

1 Cp

2 Tc

3 Ss

4 Cn

5 Sr

6 Qc

7 Gl

8 Al

9 Sc

Method Blank (MB)

(MB) R3670385-1 06/19/21 15:58

Analyte	MB Result	MB Qualifier	MB MDL	MB RDL
Dissolved Solids	U		10.0	10.0

1 Cp

2 Tc

3 Ss

4 Cn

5 Sr

6 Qc

7 Gl

8 Al

9 Sc

L1366135-01 Original Sample (OS) • Duplicate (DUP)

(OS) L1366135-01 06/19/21 15:58 • (DUP) R3670385-3 06/19/21 15:58

Analyte	Original Result	DUP Result	Dilution	DUP RPD	DUP Qualifier	DUP RPD Limits
Dissolved Solids	852	894	1	4.81		5

L1368304-11 Original Sample (OS) • Duplicate (DUP)

(OS) L1368304-11 06/19/21 15:58 • (DUP) R3670385-4 06/19/21 15:58

Analyte	Original Result	DUP Result	Dilution	DUP RPD	DUP Qualifier	DUP RPD Limits
Dissolved Solids	1130	1140	1	0.530		5

Laboratory Control Sample (LCS)

(LCS) R3670385-2 06/19/21 15:58

Analyte	Spike Amount	LCS Result	LCS Rec.	Rec. Limits	LCS Qualifier
Dissolved Solids	8800	8620	98.0	77.4-123	

Method Blank (MB)

(MB) R3670981-1 06/20/21 10:00

Analyte	MB Result	MB Qualifier	MB MDL	MB RDL
Dissolved Solids	U		10.0	10.0

¹Cp

²Tc

³Ss

L1366236-05 Original Sample (OS) • Duplicate (DUP)

(OS) L1366236-05 06/20/21 10:00 • (DUP) R3670981-3 06/20/21 10:00

Analyte	Original Result	DUP Result	Dilution	DUP RPD	DUP Qualifier	DUP RPD Limits
Dissolved Solids	632	616	1	2.56		5

⁴Cn

⁵Sr

L1368304-06 Original Sample (OS) • Duplicate (DUP)

(OS) L1368304-06 06/20/21 10:00 • (DUP) R3670981-4 06/20/21 10:00

Analyte	Original Result	DUP Result	Dilution	DUP RPD	DUP Qualifier	DUP RPD Limits
Dissolved Solids	1000	990	1	1.01		5

⁶Qc

⁷Gl

⁸Al

Laboratory Control Sample (LCS)

(LCS) R3670981-2 06/20/21 10:00

Analyte	Spike Amount	LCS Result	LCS Rec.	Rec. Limits	LCS Qualifier
Dissolved Solids	8800	8670	98.5	77.4-123	

⁹Sc

Method Blank (MB)

(MB) R3671435-2 06/24/21 03:10

Analyte	MB Result	MB Qualifier	MB MDL	MB RDL
Free Carbon Dioxide	U		6.67	20.0

Sample Narrative:

BLANK: Endpoint pH 4.5

L1368078-04 Original Sample (OS) • Duplicate (DUP)

(OS) L1368078-04 06/24/21 03:15 • (DUP) R3671435-4 06/24/21 03:18

Analyte	Original Result	DUP Result	Dilution	DUP RPD	DUP Qualifier	DUP RPD Limits
Free Carbon Dioxide	ND	ND	1	0.000		20

Sample Narrative:

OS: Endpoint pH 4.5 Headspace

DUP: Endpoint pH 4.5

L1368181-13 Original Sample (OS) • Duplicate (DUP)

(OS) L1368181-13 06/24/21 04:22 • (DUP) R3671435-7 06/24/21 04:26

Analyte	Original Result	DUP Result	Dilution	DUP RPD	DUP Qualifier	DUP RPD Limits
Free Carbon Dioxide	ND	ND	1	0.000		20

Sample Narrative:

OS: Endpoint pH 4.5 Headspace

DUP: Endpoint pH 4.5

1 Cp

2 Tc

3 Ss

4 Cn

5 Sr

6 Qc

7 Gl

8 Al

9 Sc

Method Blank (MB)

(MB) R3671405-2 06/24/21 03:25

Analyte	MB Result	MB Qualifier	MB MDL	MB RDL
Free Carbon Dioxide	U		6.67	20.0

Sample Narrative:

BLANK: Endpoint pH 4.5

L1368312-02 Original Sample (OS) • Duplicate (DUP)

(OS) L1368312-02 06/24/21 03:45 • (DUP) R3671405-4 06/24/21 03:53

Analyte	Original Result	DUP Result	Dilution	DUP RPD	DUP Qualifier	DUP RPD Limits
Free Carbon Dioxide	28.9	29.2	1	0.956		20

Sample Narrative:

OS: Endpoint pH 4.5 Headspace

DUP: Endpoint pH 4.5

L1368338-01 Original Sample (OS) • Duplicate (DUP)

(OS) L1368338-01 06/24/21 05:56 • (DUP) R3671405-9 06/24/21 06:03

Analyte	Original Result	DUP Result	Dilution	DUP RPD	DUP Qualifier	DUP RPD Limits
Free Carbon Dioxide	ND	ND	1	0.000		20

Sample Narrative:

OS: Endpoint pH 4.5 Headspace

DUP: Endpoint pH 4.5

1 Cp

2 Tc

3 Ss

4 Cn

5 Sr

6 Qc

7 Gl

8 Al

9 Sc

Method Blank (MB)

(MB) R3671919-1 06/24/21 20:38

Analyte	MB Result	MB Qualifier	MB MDL	MB RDL
Chloride	U		0.379	1.00
Sulfate	U		0.594	5.00

¹Cp

²Tc

³Ss

⁴Cn

⁵Sr

⁶Qc

⁷Gl

⁸Al

⁹Sc

L1366236-04 Original Sample (OS) • Duplicate (DUP)

(OS) L1366236-04 06/24/21 23:13 • (DUP) R3671919-3 06/24/21 23:26

Analyte	Original Result	DUP Result	Dilution	DUP RPD	DUP Qualifier	DUP RPD Limits
Chloride	3.05	3.06	1	0.223		15

L1369428-03 Original Sample (OS) • Duplicate (DUP)

(OS) L1369428-03 06/25/21 06:56 • (DUP) R3671919-6 06/25/21 07:09

Analyte	Original Result	DUP Result	Dilution	DUP RPD	DUP Qualifier	DUP RPD Limits
Chloride	1.21	1.14	1	5.48		15
Sulfate	ND	ND	1	5.03		15

L1366236-04 Original Sample (OS) • Duplicate (DUP)

(OS) L1366236-04 06/25/21 08:02 • (DUP) R3671919-8 06/25/21 08:15

Analyte	Original Result	DUP Result	Dilution	DUP RPD	DUP Qualifier	DUP RPD Limits
Sulfate	186	186	5	0.0206		15

Laboratory Control Sample (LCS)

(LCS) R3671919-2 06/24/21 20:51

Analyte	Spike Amount	LCS Result	LCS Rec.	Rec. Limits	LCS Qualifier
Chloride	40.0	39.9	99.7	80.0-120	
Sulfate	40.0	40.6	101	80.0-120	

L1366236-05 Original Sample (OS) • Matrix Spike (MS) • Matrix Spike Duplicate (MSD)

(OS) L1366236-05 06/24/21 23:39 • (MS) R3671919-4 06/25/21 00:19 • (MSD) R3671919-5 06/25/21 00:32

Analyte	Spike Amount mg/l	Original Result mg/l	MS Result mg/l	MSD Result mg/l	MS Rec. %	MSD Rec. %	Dilution	Rec. Limits %	<u>MS Qualifier</u>	<u>MSD Qualifier</u>	RPD %	RPD Limits %
Chloride	50.0	5.82	58.2	58.0	105	104	1	80.0-120			0.393	15
Sulfate	50.0	17.0	69.1	68.9	104	104	1	80.0-120			0.301	15

¹Cp

²Tc

³Ss

⁴Cn

⁵Sr

⁶Qc

⁷Gl

⁸Al

⁹Sc

Method Blank (MB)

(MB) R3670355-2 06/22/21 11:23

Analyte	MB Result	MB Qualifier	MB MDL	MB RDL
	mg/l		mg/l	mg/l
Methane	U		0.00291	0.0100
Ethane	U		0.00407	0.0130
Ethene	U		0.00426	0.0130
Acetylene	U		0.00558	0.0208

L1368304-01 Original Sample (OS) • Duplicate (DUP)

(OS) L1368304-01 06/22/21 11:35 • (DUP) R3670355-3 06/22/21 12:23

Analyte	Original Result	DUP Result	Dilution	DUP RPD	DUP Qualifier	DUP RPD Limits
	mg/l	mg/l		%		%
Methane	ND	ND	1	0.000		20
Ethane	ND	ND	1	0.000		20
Ethene	ND	ND	1	0.000		20
Acetylene	ND	ND	1	0.000		20

L1368304-11 Original Sample (OS) • Duplicate (DUP)

(OS) L1368304-11 06/22/21 12:45 • (DUP) R3670355-4 06/22/21 13:20

Analyte	Original Result	DUP Result	Dilution	DUP RPD	DUP Qualifier	DUP RPD Limits
	mg/l	mg/l		%		%
Methane	ND	ND	1	0.000		20
Ethane	ND	ND	1	0.000		20
Ethene	ND	ND	1	0.000		20
Acetylene	ND	ND	1	0.000		20

Laboratory Control Sample (LCS) • Laboratory Control Sample Duplicate (LCSD)

(LCS) R3670355-1 06/22/21 11:18 • (LCSD) R3670355-5 06/22/21 13:25

Analyte	Spike Amount	LCS Result	LCSD Result	LCS Rec.	LCSD Rec.	Rec. Limits	LCS Qualifier	LCSD Qualifier	RPD	RPD Limits
	mg/l	mg/l	mg/l	%	%	%			%	%
Methane	0.0678	0.0734	0.0775	108	114	85.0-115			5.43	20
Ethane	0.129	0.132	0.133	102	103	85.0-115			0.755	20
Ethene	0.127	0.131	0.132	103	104	85.0-115			0.760	20
Acetylene	0.208	0.218	0.215	105	103	85.0-115			1.39	20

1 Cp

2 Tc

3 Ss

4 Cn

5 Sr

6 Qc

7 Gl

8 Al

9 Sc

Method Blank (MB)

(MB) R3672157-2 06/23/21 01:00

Analyte	MB Result mg/l	MB Qualifier	MB MDL mg/l	MB RDL mg/l
Benzene	U		0.0000941	0.00100
Ethylbenzene	U		0.000137	0.00100
Toluene	U		0.000278	0.00100
Xylenes, Total	U		0.000174	0.00300
<i>(S) Toluene-d8</i>	98.8			80.0-120
<i>(S) 4-Bromofluorobenzene</i>	97.4			77.0-126
<i>(S) 1,2-Dichloroethane-d4</i>	100			70.0-130

Laboratory Control Sample (LCS)

(LCS) R3672157-1 06/23/21 00:19

Analyte	Spike Amount mg/l	LCS Result mg/l	LCS Rec. %	Rec. Limits %	LCS Qualifier
Benzene	0.00500	0.00547	109	70.0-123	
Ethylbenzene	0.00500	0.00491	98.2	79.0-123	
Toluene	0.00500	0.00502	100	79.0-120	
Xylenes, Total	0.0150	0.0150	100	79.0-123	
<i>(S) Toluene-d8</i>			98.3	80.0-120	
<i>(S) 4-Bromofluorobenzene</i>			101	77.0-126	
<i>(S) 1,2-Dichloroethane-d4</i>			101	70.0-130	

1 Cp

2 Tc

3 Ss

4 Cn

5 Sr

6 Qc

7 Gl

8 Al

9 Sc

GLOSSARY OF TERMS

Guide to Reading and Understanding Your Laboratory Report

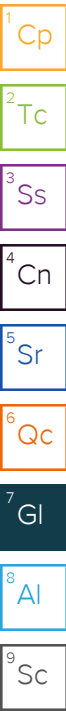
The information below is designed to better explain the various terms used in your report of analytical results from the Laboratory. This is not intended as a comprehensive explanation, and if you have additional questions please contact your project representative.

Results Disclaimer - Information that may be provided by the customer, and contained within this report, include Permit Limits, Project Name, Sample ID, Sample Matrix, Sample Preservation, Field Blanks, Field Spikes, Field Duplicates, On-Site Data, Sampling Collection Dates/Times, and Sampling Location. Results relate to the accuracy of this information provided, and as the samples are received.

Abbreviations and Definitions

MDL	Method Detection Limit.
ND	Not detected at the Reporting Limit (or MDL where applicable).
RDL	Reported Detection Limit.
Rec.	Recovery.
RPD	Relative Percent Difference.
SDG	Sample Delivery Group.
(S)	Surrogate (Surrogate Standard) - Analytes added to every blank, sample, Laboratory Control Sample/Duplicate and Matrix Spike/Duplicate; used to evaluate analytical efficiency by measuring recovery. Surrogates are not expected to be detected in all environmental media.
U	Not detected at the Reporting Limit (or MDL where applicable).
Analyte	The name of the particular compound or analysis performed. Some Analyses and Methods will have multiple analytes reported.
Dilution	If the sample matrix contains an interfering material, the sample preparation volume or weight values differ from the standard, or if concentrations of analytes in the sample are higher than the highest limit of concentration that the laboratory can accurately report, the sample may be diluted for analysis. If a value different than 1 is used in this field, the result reported has already been corrected for this factor.
Limits	These are the target % recovery ranges or % difference value that the laboratory has historically determined as normal for the method and analyte being reported. Successful QC Sample analysis will target all analytes recovered or duplicated within these ranges.
Original Sample	The non-spiked sample in the prep batch used to determine the Relative Percent Difference (RPD) from a quality control sample. The Original Sample may not be included within the reported SDG.
Qualifier	This column provides a letter and/or number designation that corresponds to additional information concerning the result reported. If a Qualifier is present, a definition per Qualifier is provided within the Glossary and Definitions page and potentially a discussion of possible implications of the Qualifier in the Case Narrative if applicable.
Result	The actual analytical final result (corrected for any sample specific characteristics) reported for your sample. If there was no measurable result returned for a specific analyte, the result in this column may state "ND" (Not Detected) or "BDL" (Below Detectable Levels). The information in the results column should always be accompanied by either an MDL (Method Detection Limit) or RDL (Reporting Detection Limit) that defines the lowest value that the laboratory could detect or report for this analyte.
Uncertainty (Radiochemistry)	Confidence level of 2 sigma.
Case Narrative (Cn)	A brief discussion about the included sample results, including a discussion of any non-conformances to protocol observed either at sample receipt by the laboratory from the field or during the analytical process. If present, there will be a section in the Case Narrative to discuss the meaning of any data qualifiers used in the report.
Quality Control Summary (Qc)	This section of the report includes the results of the laboratory quality control analyses required by procedure or analytical methods to assist in evaluating the validity of the results reported for your samples. These analyses are not being performed on your samples typically, but on laboratory generated material.
Sample Chain of Custody (Sc)	This is the document created in the field when your samples were initially collected. This is used to verify the time and date of collection, the person collecting the samples, and the analyses that the laboratory is requested to perform. This chain of custody also documents all persons (excluding commercial shippers) that have had control or possession of the samples from the time of collection until delivery to the laboratory for analysis.
Sample Results (Sr)	This section of your report will provide the results of all testing performed on your samples. These results are provided by sample ID and are separated by the analyses performed on each sample. The header line of each analysis section for each sample will provide the name and method number for the analysis reported.
Sample Summary (Ss)	This section of the Analytical Report defines the specific analyses performed for each sample ID, including the dates and times of preparation and/or analysis.

Qualifier	Description
J1	Surrogate recovery limits have been exceeded; values are outside upper control limits.
T8	Sample(s) received past/too close to holding time expiration.



ACCREDITATIONS & LOCATIONS

Pace Analytical National 12065 Lebanon Rd Mount Juliet, TN 37122

Alabama	40660	Nebraska	NE-OS-15-05
Alaska	17-026	Nevada	TN000032021-1
Arizona	AZ0612	New Hampshire	2975
Arkansas	88-0469	New Jersey–NELAP	TN002
California	2932	New Mexico ¹	TN00003
Colorado	TN00003	New York	11742
Connecticut	PH-0197	North Carolina	Env375
Florida	E87487	North Carolina ¹	DW21704
Georgia	NELAP	North Carolina ³	41
Georgia ¹	923	North Dakota	R-140
Idaho	TN00003	Ohio–VAP	CL0069
Illinois	200008	Oklahoma	9915
Indiana	C-TN-01	Oregon	TN200002
Iowa	364	Pennsylvania	68-02979
Kansas	E-10277	Rhode Island	LA000356
Kentucky ^{1,6}	KY90010	South Carolina	84004002
Kentucky ²	16	South Dakota	n/a
Louisiana	AI30792	Tennessee ^{1,4}	2006
Louisiana	LA018	Texas	T104704245-20-18
Maine	TN00003	Texas ⁵	LAB0152
Maryland	324	Utah	TN000032021-11
Massachusetts	M-TN003	Vermont	VT2006
Michigan	9958	Virginia	110033
Minnesota	047-999-395	Washington	C847
Mississippi	TN00003	West Virginia	233
Missouri	340	Wisconsin	998093910
Montana	CERT0086	Wyoming	A2LA
A2LA – ISO 17025	1461.01	AIHA-LAP,LLC EMLAP	100789
A2LA – ISO 17025 ⁵	1461.02	DOD	1461.01
Canada	1461.01	USDA	P330-15-00234
EPA–Crypto	TN00003		

¹ Drinking Water ² Underground Storage Tanks ³ Aquatic Toxicity ⁴ Chemical/Microbiological ⁵ Mold ⁶ Wastewater n/a Accreditation not applicable

* Not all certifications held by the laboratory are applicable to the results reported in the attached report.


* Accreditation is only applicable to the test methods specified on each scope of accreditation held by Pace Analytical.



Terracon - Longmont
1831 Lefthand Circle, Suite C
Longmont, CO 80501

Billing Information:
Same as Address

Analysis / Container / Preservative									

Chain of Custody Page 1 of 2

 Pace Analytical
 National Center for Testing & Innovation

Report to:
Michael J. Skridulis

Email To:
mike.skridulis@terracon.com

Project Description:
City of Longmont Annual GW Quality Monitoring

City/State Collected: **Longmont, CO**
 Please Circle: PT MT CT ET

Phone: **303-454-5249**


Client Project #
22217000

Lab Project #

Collected by (print):
Charles A. Covington

Site/Facility ID #

P.O. #

Collected by (signature):

 Immediately Packed on Ice N

Rush? (Lab MUST Be Notified)
 Same Day Five Day
 Next Day 5 Day (Rad Only)
 Two Day 10 Day (Rad Only)
 Three Day

Quote #
 Date Results Needed
STANDARD

Sample ID	Comp/Grab	Matrix*	Depth	Date	Time	No. of Cntrs	BTEX8260 (2) 40ml Amber w/HCl	RSK-175 (2) 40ml Amber w/HCl	CO2 - 125ml HDPE No Pres	Cl, SO4 - 250ml HDPE No Pres	TDS - 250ml HDPE No Pres
PL1-MW01	Grab	GW	-	6/15/21	0800	7	X	X	X	X	X
PL1-MW02	Grab	GW	-	6/15/21	0700	7	X	X	X	X	X
PL1-MW03	Grab	GW	-	6/15/21	0730	7	X	X	X	X	X
CL1-MW01	Grab	GW	-	6/15/21	0930	7	X	X	X	X	X
CL1-MW02	Grab	GW	-	6/15/21	1010	7	X	X	X	X	X
MY1-MW01	Grab	GW	-	6/15/21	1100	7	X	X	X	X	X
MY1-MW02	Grab	GW	-	6/15/21	1130	7	X	X	X	X	X
MY1-MW03	Grab	GW	-	6/15/21	1200	7	X	X	X	X	X

12065 Lebanon Rd
 Mount Juliet, TN 37122
 Phone: 615-758-5858
 Phone: 800-767-5859
 Fax: 615-758-5859



SDG # **1368309**

Table **1166**

Acctnum: **TERRALCO**

Template:

Prelogin:

PM: **Chris Ward**

PB:

Shipped Via:

Remarks	Sample # (lab only)
	-01
	-02
	-03
	-04
	-05
	-06
	-07
	-08

* Matrix:
 SS - Soil AIR - Air F - Filter
 GW - Groundwater B - Bioassay
 WW - WasteWater
 DW - Drinking Water
 OT - Other

Remarks:
 Samples returned via:
 UPS FedEx Courier

Sample Receipt Checklist
 COC Seal Present/Intact: NP N
 COC Signed/Accurate: Y N
 Bottles arrive intact: Y N
 Correct bottles used: Y N
 Sufficient volume sent: Y N
 If Applicable
 VOA Zero Headspace: Y N
 Preservation Correct/Checked: Y N
 RAD Screen <0.5 mR/hr: Y N

Relinquished by: (Signature)	Date:	Time:	Received by: (Signature)	Trip Blank Received: Yes/No
				<input checked="" type="checkbox"/> HCL / MeoH
Relinquished by: (Signature)	Date:	Time:	Received by: (Signature)	Bottles Received:
				38-12-31677
Relinquished by: (Signature)	Date:	Time:	Received for lab by: (Signature)	Date: Time:
				6/15/21 9:00

If preservation required by Login: Date/Time
 Hold:
 Condition:
 NCF / OK

Terracon - Longmont
1831 Lefthand Circle, Suite C
Longmont, CO 80501

Billing Information:
Same as Address

Pres Chk

Analysis / Container / Preservative

Chain of Custody Page **2** of **2**



Report to:
Michael J. Skridulis

Email To:
mike.skridulis@terracon.com

Project Description:
City of Longmont Annual GW Quality Monitoring

City/State Collected: **Longmont, CO** Please Circle: PT **(MT)** CT ET

Phone: **303-454-5249** Client Project # **22217000** Lab Project #

Collected by (print): **Charles A. Covington** Site/Facility ID # P.O. #

Collected by (signature): *[Signature]* **Rush?** (Lab MUST Be Notified)
 Same Day Five Day
 Next Day 5 Day (Rad Only)
 Two Day 10 Day (Rad Only)
 Three Day

Quote # **STANDARD** Date Results Needed

Immediately Packed on Ice N Y No. of Cntrs

SDG # **1368304**

Table #

Acctnum: **TERRALCO**

Template:

Prelogin:

PM: **Chris Ward**

PB:

Shipped Via:

Sample ID	Comp/Grab	Matrix*	Depth	Date	Time	No. of Cntrs	BTEX8260 (2) 40ml Amber w/HCl	RSK-175 (2) 40ml Amber w/HCl	CO2 - 125ml HDPE No Pres	Cl, SO4 - 250ml HDPE No Pres	TDS - 250ml HDPE No Pres									
MR2-MW01	Grab	GW	-	6/16/21	0720	7	X	X	X	X	X									
MR2-MW02	Grab	GW	-	6/16/21	0810	7	X	X	X	X	X									
MR2-MW03	Grab	GW	-	6/16/21	0850	7	X	X	X	X	X									

Remarks	Sample # (lab only)
	09
	10
	11

* Matrix: SS - Soil AIR - Air F - Filter
 GW - Groundwater B - Bioassay
 WW - Waste Water
 DW - Drinking Water
 OT - Other

Remarks:

Samples returned via: UPS FedEx Courier

Tracking # **5117 4430 2240**

pH _____ Temp _____
 Flow _____ Other _____

Relinquished by: (Signature) *[Signature]* Date: **6/17/21** Time: **1700**

Received by: (Signature) **FEDEX**

Trip Blank Received: Yes/No **2** **MeOH**
 Yes No

Relinquished by: (Signature) Date: Time: Received by: (Signature) Temp: **ACD** Bottles Received: **3, 8, 12, 316, 77**

Relinquished by: (Signature) Date: Time: Received for lab by: (Signature) *[Signature]* Date: **6/18/21** Time: **900**

Hold: Condition: **NCF 1/OK**


Sample Receipt Checklist
 COC Seal Present/Intact: Y N
 COC Signed/Accurate: Y N
 Bottles arrive intact: Y N
 Correct bottles used: Y N
 Sufficient volume sent: Y N
 If Applicable
 VOA Zero Headspace: Y N
 Preservation Correct/Checked: Y N
 RAD Screen <0.5 mR/hr: Y N

Terracon Consultants, Inc - Longmont, CO

Sample Delivery Group: L1368338
Samples Received: 06/18/2021
Project Number: 22217000
Description: City of Longmont Annual GW Quality Monitoring

Report To: Michael Skridulis
1242 Bramwood Place
Longmont, CO 80501

Entire Report Reviewed By:



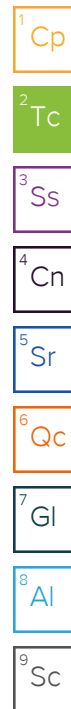
Chris Ward
Project Manager

Results relate only to the items tested or calibrated and are reported as rounded values. This test report shall not be reproduced, except in full, without written approval of the laboratory. Where applicable, sampling conducted by Pace Analytical National is performed per guidance provided in laboratory standard operating procedures ENV-SOP-MTJL-0067 and ENV-SOP-MTJL-0068. Where sampling conducted by the customer, results relate to the accuracy of the information provided, and as the samples are received.

Pace Analytical National12065 Lebanon Rd Mount Juliet, TN 37122 615-758-5858 800-767-5859 www.pacenational.com

TABLE OF CONTENTS

Cp: Cover Page	1
Tc: Table of Contents	2
Ss: Sample Summary	3
Cn: Case Narrative	6
Sr: Sample Results	7
TB7-MW01 L1368338-01	7
TB7-MW02 L1368338-02	8
TB7-MW03 L1368338-03	9
TB1-MW02 L1368338-04	10
TB1-MW03R L1368338-05	11
E6T-MW01 L1368338-06	12
E6T-MW02 L1368338-07	13
E6T-MW03 L1368338-08	14
E6W-MW02 L1368338-09	15
E6W-MW03 L1368338-10	16
DM1-MW01 L1368338-11	17
DM1-MW02 L1368338-12	18
DM1-MW03 L1368338-13	19
Qc: Quality Control Summary	20
Gravimetric Analysis by Method 2540 C-2011	20
Wet Chemistry by Method 4500CO2 D-2011	23
Wet Chemistry by Method 9056A	25
Volatile Organic Compounds (GC) by Method RSK175	27
Volatile Organic Compounds (GC/MS) by Method 8260B	29
Gl: Glossary of Terms	31
Al: Accreditations & Locations	32
Sc: Sample Chain of Custody	33

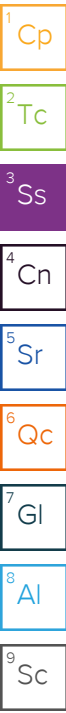


SAMPLE SUMMARY

TB7-MW01 L1368338-01 GW

Collected by Charles A. Covington
 Collected date/time 06/16/21 11:40
 Received date/time 06/18/21 09:00

Method	Batch	Dilution	Preparation date/time	Analysis date/time	Analyst	Location
Gravimetric Analysis by Method 2540 C-2011	WG1693630	1	06/23/21 11:51	06/23/21 14:27	MMF	Mt. Juliet, TN
Wet Chemistry by Method 4500CO2 D-2011	WG1694216	1	06/24/21 05:56	06/24/21 05:56	AMH	Mt. Juliet, TN
Wet Chemistry by Method 9056A	WG1694370	1	06/24/21 22:51	06/24/21 22:51	ELN	Mt. Juliet, TN
Wet Chemistry by Method 9056A	WG1694370	10	06/24/21 23:04	06/24/21 23:04	ELN	Mt. Juliet, TN
Volatile Organic Compounds (GC) by Method RSK175	WG1692271	1	06/21/21 14:03	06/21/21 14:03	DAH	Mt. Juliet, TN
Volatile Organic Compounds (GC/MS) by Method 8260B	WG1693285	1	06/23/21 05:05	06/23/21 05:05	ACG	Mt. Juliet, TN



TB7-MW02 L1368338-02 GW

Collected by Charles A. Covington
 Collected date/time 06/16/21 10:50
 Received date/time 06/18/21 09:00

Method	Batch	Dilution	Preparation date/time	Analysis date/time	Analyst	Location
Gravimetric Analysis by Method 2540 C-2011	WG1693630	1	06/23/21 11:51	06/23/21 14:27	MMF	Mt. Juliet, TN
Wet Chemistry by Method 4500CO2 D-2011	WG1694216	1	06/24/21 06:11	06/24/21 06:11	AMH	Mt. Juliet, TN
Wet Chemistry by Method 9056A	WG1694370	1	06/24/21 23:17	06/24/21 23:17	ELN	Mt. Juliet, TN
Wet Chemistry by Method 9056A	WG1694370	10	06/24/21 23:30	06/24/21 23:30	ELN	Mt. Juliet, TN
Volatile Organic Compounds (GC) by Method RSK175	WG1692271	1	06/21/21 14:06	06/21/21 14:06	DAH	Mt. Juliet, TN
Volatile Organic Compounds (GC/MS) by Method 8260B	WG1693285	1	06/23/21 05:26	06/23/21 05:26	ACG	Mt. Juliet, TN

TB7-MW03 L1368338-03 GW

Collected by Charles A. Covington
 Collected date/time 06/16/21 09:50
 Received date/time 06/18/21 09:00

Method	Batch	Dilution	Preparation date/time	Analysis date/time	Analyst	Location
Gravimetric Analysis by Method 2540 C-2011	WG1693633	1	06/23/21 14:34	06/23/21 15:47	VRP	Mt. Juliet, TN
Wet Chemistry by Method 4500CO2 D-2011	WG1694216	1	06/24/21 04:38	06/24/21 04:38	AMH	Mt. Juliet, TN
Wet Chemistry by Method 9056A	WG1694370	1	06/24/21 23:43	06/24/21 23:43	ELN	Mt. Juliet, TN
Wet Chemistry by Method 9056A	WG1694370	5	06/25/21 09:25	06/25/21 09:25	ELN	Mt. Juliet, TN
Volatile Organic Compounds (GC) by Method RSK175	WG1692271	1	06/21/21 14:10	06/21/21 14:10	DAH	Mt. Juliet, TN
Volatile Organic Compounds (GC/MS) by Method 8260B	WG1693285	1	06/23/21 05:46	06/23/21 05:46	ACG	Mt. Juliet, TN

TB1-MW02 L1368338-04 GW

Collected by Charles A. Covington
 Collected date/time 06/16/21 13:50
 Received date/time 06/18/21 09:00

Method	Batch	Dilution	Preparation date/time	Analysis date/time	Analyst	Location
Gravimetric Analysis by Method 2540 C-2011	WG1693630	1	06/23/21 11:51	06/23/21 14:27	MMF	Mt. Juliet, TN
Wet Chemistry by Method 4500CO2 D-2011	WG1694216	1	06/24/21 06:27	06/24/21 06:27	AMH	Mt. Juliet, TN
Wet Chemistry by Method 9056A	WG1694370	100	06/25/21 09:38	06/25/21 09:38	ELN	Mt. Juliet, TN
Volatile Organic Compounds (GC) by Method RSK175	WG1692271	1	06/21/21 14:14	06/21/21 14:14	DAH	Mt. Juliet, TN
Volatile Organic Compounds (GC/MS) by Method 8260B	WG1693285	1	06/23/21 06:07	06/23/21 06:07	ACG	Mt. Juliet, TN

TB1-MW03R L1368338-05 GW

Collected by Charles A. Covington
 Collected date/time 06/16/21 14:30
 Received date/time 06/18/21 09:00

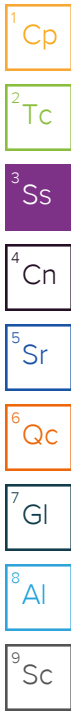
Method	Batch	Dilution	Preparation date/time	Analysis date/time	Analyst	Location
Gravimetric Analysis by Method 2540 C-2011	WG1693630	1	06/23/21 11:51	06/23/21 14:27	MMF	Mt. Juliet, TN
Wet Chemistry by Method 4500CO2 D-2011	WG1694216	1	06/24/21 06:35	06/24/21 06:35	AMH	Mt. Juliet, TN
Wet Chemistry by Method 9056A	WG1694370	100	06/25/21 09:51	06/25/21 09:51	ELN	Mt. Juliet, TN
Volatile Organic Compounds (GC) by Method RSK175	WG1692271	1	06/21/21 14:19	06/21/21 14:19	DAH	Mt. Juliet, TN
Volatile Organic Compounds (GC/MS) by Method 8260B	WG1693285	1	06/23/21 06:27	06/23/21 06:27	ACG	Mt. Juliet, TN

SAMPLE SUMMARY

E6T-MW01 L1368338-06 GW

Collected by Charles A. Covington
 Collected date/time 06/17/21 08:10
 Received date/time 06/18/21 09:00

Method	Batch	Dilution	Preparation date/time	Analysis date/time	Analyst	Location
Gravimetric Analysis by Method 2540 C-2011	WG1694437	1	06/24/21 12:20	06/24/21 14:08	MMF	Mt. Juliet, TN
Wet Chemistry by Method 4500CO2 D-2011	WG1694216	1	06/24/21 06:42	06/24/21 06:42	AMH	Mt. Juliet, TN
Wet Chemistry by Method 9056A	WG1694370	1	06/25/21 01:16	06/25/21 01:16	ELN	Mt. Juliet, TN
Wet Chemistry by Method 9056A	WG1694370	20	06/25/21 10:04	06/25/21 10:04	ELN	Mt. Juliet, TN
Volatile Organic Compounds (GC) by Method RSK175	WG1692271	1	06/21/21 14:22	06/21/21 14:22	DAH	Mt. Juliet, TN
Volatile Organic Compounds (GC/MS) by Method 8260B	WG1693285	1	06/23/21 06:47	06/23/21 06:47	ACG	Mt. Juliet, TN



E6T-MW02 L1368338-07 GW

Collected by Charles A. Covington
 Collected date/time 06/17/21 07:30
 Received date/time 06/18/21 09:00

Method	Batch	Dilution	Preparation date/time	Analysis date/time	Analyst	Location
Gravimetric Analysis by Method 2540 C-2011	WG1694437	1	06/24/21 12:20	06/24/21 14:08	MMF	Mt. Juliet, TN
Wet Chemistry by Method 4500CO2 D-2011	WG1694227	1	06/24/21 13:35	06/24/21 13:35	AMH	Mt. Juliet, TN
Wet Chemistry by Method 9056A	WG1694370	1	06/25/21 01:42	06/25/21 01:42	ELN	Mt. Juliet, TN
Wet Chemistry by Method 9056A	WG1694370	100	06/25/21 10:17	06/25/21 10:17	ELN	Mt. Juliet, TN
Volatile Organic Compounds (GC) by Method RSK175	WG1692271	1	06/21/21 14:26	06/21/21 14:26	DAH	Mt. Juliet, TN
Volatile Organic Compounds (GC/MS) by Method 8260B	WG1693285	1	06/23/21 07:07	06/23/21 07:07	ACG	Mt. Juliet, TN

E6T-MW03 L1368338-08 GW

Collected by Charles A. Covington
 Collected date/time 06/17/21 07:00
 Received date/time 06/18/21 09:00

Method	Batch	Dilution	Preparation date/time	Analysis date/time	Analyst	Location
Gravimetric Analysis by Method 2540 C-2011	WG1694437	1	06/24/21 12:20	06/24/21 14:08	MMF	Mt. Juliet, TN
Wet Chemistry by Method 4500CO2 D-2011	WG1694227	1	06/24/21 13:40	06/24/21 13:40	AMH	Mt. Juliet, TN
Wet Chemistry by Method 9056A	WG1694370	10	06/25/21 02:22	06/25/21 02:22	ELN	Mt. Juliet, TN
Wet Chemistry by Method 9056A	WG1694370	100	06/25/21 10:29	06/25/21 10:29	ELN	Mt. Juliet, TN
Volatile Organic Compounds (GC) by Method RSK175	WG1692271	1	06/21/21 14:30	06/21/21 14:30	DAH	Mt. Juliet, TN
Volatile Organic Compounds (GC/MS) by Method 8260B	WG1693285	1	06/23/21 07:28	06/23/21 07:28	ACG	Mt. Juliet, TN

E6W-MW02 L1368338-09 GW

Collected by Charles A. Covington
 Collected date/time 06/17/21 11:20
 Received date/time 06/18/21 09:00

Method	Batch	Dilution	Preparation date/time	Analysis date/time	Analyst	Location
Gravimetric Analysis by Method 2540 C-2011	WG1694437	1	06/24/21 12:20	06/24/21 14:08	MMF	Mt. Juliet, TN
Wet Chemistry by Method 4500CO2 D-2011	WG1694227	1	06/24/21 13:44	06/24/21 13:44	AMH	Mt. Juliet, TN
Wet Chemistry by Method 9056A	WG1694370	1	06/25/21 03:02	06/25/21 03:02	ELN	Mt. Juliet, TN
Wet Chemistry by Method 9056A	WG1694370	50	06/25/21 10:43	06/25/21 10:43	ELN	Mt. Juliet, TN
Volatile Organic Compounds (GC) by Method RSK175	WG1692271	1	06/21/21 14:39	06/21/21 14:39	DAH	Mt. Juliet, TN
Volatile Organic Compounds (GC/MS) by Method 8260B	WG1693285	1	06/23/21 07:48	06/23/21 07:48	ACG	Mt. Juliet, TN

E6W-MW03 L1368338-10 GW

Collected by Charles A. Covington
 Collected date/time 06/17/21 10:30
 Received date/time 06/18/21 09:00

Method	Batch	Dilution	Preparation date/time	Analysis date/time	Analyst	Location
Gravimetric Analysis by Method 2540 C-2011	WG1694437	1	06/24/21 12:20	06/24/21 14:08	MMF	Mt. Juliet, TN
Wet Chemistry by Method 4500CO2 D-2011	WG1694227	1	06/24/21 13:48	06/24/21 13:48	AMH	Mt. Juliet, TN
Wet Chemistry by Method 9056A	WG1694370	10	06/25/21 03:28	06/25/21 03:28	ELN	Mt. Juliet, TN
Wet Chemistry by Method 9056A	WG1694370	100	06/25/21 10:56	06/25/21 10:56	ELN	Mt. Juliet, TN
Volatile Organic Compounds (GC) by Method RSK175	WG1692271	1	06/21/21 14:46	06/21/21 14:46	DAH	Mt. Juliet, TN
Volatile Organic Compounds (GC/MS) by Method 8260B	WG1694138	1	06/24/21 00:43	06/24/21 00:43	JCP	Mt. Juliet, TN

SAMPLE SUMMARY

DM1-MW01 L1368338-11 GW

Collected by Charles A. Covington
 Collected date/time 06/17/21 11:50
 Received date/time 06/18/21 09:00

Method	Batch	Dilution	Preparation date/time	Analysis date/time	Analyst	Location
Gravimetric Analysis by Method 2540 C-2011	WG1694437	1	06/24/21 12:20	06/24/21 14:08	MMF	Mt. Juliet, TN
Wet Chemistry by Method 4500CO2 D-2011	WG1694227	1	06/24/21 13:53	06/24/21 13:53	AMH	Mt. Juliet, TN
Wet Chemistry by Method 9056A	WG1694370	5	06/25/21 11:09	06/25/21 11:09	ELN	Mt. Juliet, TN
Volatile Organic Compounds (GC) by Method RSK175	WG1692271	1	06/21/21 14:50	06/21/21 14:50	DAH	Mt. Juliet, TN
Volatile Organic Compounds (GC/MS) by Method 8260B	WG1694138	1	06/24/21 01:03	06/24/21 01:03	JCP	Mt. Juliet, TN

¹ Cp

² Tc

³ Ss

⁴ Cn

DM1-MW02 L1368338-12 GW

Collected by Charles A. Covington
 Collected date/time 06/17/21 12:30
 Received date/time 06/18/21 09:00

Method	Batch	Dilution	Preparation date/time	Analysis date/time	Analyst	Location
Gravimetric Analysis by Method 2540 C-2011	WG1694437	1	06/24/21 12:20	06/24/21 14:08	MMF	Mt. Juliet, TN
Wet Chemistry by Method 4500CO2 D-2011	WG1694227	1	06/24/21 13:57	06/24/21 13:57	AMH	Mt. Juliet, TN
Wet Chemistry by Method 9056A	WG1694370	5	06/25/21 12:00	06/25/21 12:00	ELN	Mt. Juliet, TN
Volatile Organic Compounds (GC) by Method RSK175	WG1692271	1	06/21/21 15:17	06/21/21 15:17	DAH	Mt. Juliet, TN
Volatile Organic Compounds (GC/MS) by Method 8260B	WG1694138	1	06/24/21 01:24	06/24/21 01:24	JCP	Mt. Juliet, TN

⁵ Sr

⁶ Qc

⁷ Gl

⁸ Al

DM1-MW03 L1368338-13 GW

Collected by Charles A. Covington
 Collected date/time 06/17/21 13:20
 Received date/time 06/18/21 09:00

Method	Batch	Dilution	Preparation date/time	Analysis date/time	Analyst	Location
Gravimetric Analysis by Method 2540 C-2011	WG1694437	1	06/24/21 12:20	06/24/21 14:08	MMF	Mt. Juliet, TN
Wet Chemistry by Method 4500CO2 D-2011	WG1694227	1	06/24/21 14:07	06/24/21 14:07	AMH	Mt. Juliet, TN
Wet Chemistry by Method 9056A	WG1694370	5	06/25/21 12:13	06/25/21 12:13	ELN	Mt. Juliet, TN
Volatile Organic Compounds (GC) by Method RSK175	WG1692271	1	06/21/21 15:21	06/21/21 15:21	DAH	Mt. Juliet, TN
Volatile Organic Compounds (GC/MS) by Method 8260B	WG1694138	1	06/24/21 01:44	06/24/21 01:44	JCP	Mt. Juliet, TN

⁹ Sc

CASE NARRATIVE

All sample aliquots were received at the correct temperature, in the proper containers, with the appropriate preservatives, and within method specified holding times, unless qualified or notated within the report. Where applicable, all MDL (LOD) and RDL (LOQ) values reported for environmental samples have been corrected for the dilution factor used in the analysis. All Method and Batch Quality Control are within established criteria except where addressed in this case narrative, a non-conformance form or properly qualified within the sample results. By my digital signature below, I affirm to the best of my knowledge, all problems/anomalies observed by the laboratory as having the potential to affect the quality of the data have been identified by the laboratory, and no information or data have been knowingly withheld that would affect the quality of the data.



Chris Ward
Project Manager

¹ Cp

² Tc

³ Ss

⁴ Cn

⁵ Sr

⁶ Qc

⁷ Gl

⁸ Al

⁹ Sc

Gravimetric Analysis by Method 2540 C-2011

Analyte	Result	Qualifier	RDL	Dilution	Analysis date / time	Batch
Dissolved Solids	1050		20.0	1	06/23/2021 14:27	WG1693630

Wet Chemistry by Method 4500CO2 D-2011

Analyte	Result	Qualifier	RDL	Dilution	Analysis date / time	Batch
Free Carbon Dioxide	ND	<u>T8</u>	20.0	1	06/24/2021 05:56	WG1694216

Sample Narrative:

L1368338-01 WG1694216: Endpoint pH 4.5 Headspace

Wet Chemistry by Method 9056A


Analyte	Result	Qualifier	RDL	Dilution	Analysis date / time	Batch
Chloride	44.0		1.00	1	06/24/2021 22:51	WG1694370
Sulfate	431		50.0	10	06/24/2021 23:04	WG1694370

Volatile Organic Compounds (GC) by Method RSK175

Analyte	Result	Qualifier	RDL	Dilution	Analysis date / time	Batch
Methane	ND		0.0100	1	06/21/2021 14:03	WG1692271
Ethane	ND		0.0130	1	06/21/2021 14:03	WG1692271
Ethene	ND		0.0130	1	06/21/2021 14:03	WG1692271
Acetylene	ND		0.0208	1	06/21/2021 14:03	WG1692271

Volatile Organic Compounds (GC/MS) by Method 8260B

Analyte	Result	Qualifier	RDL	Dilution	Analysis date / time	Batch
Benzene	ND		0.00100	1	06/23/2021 05:05	WG1693285
Toluene	ND		0.00100	1	06/23/2021 05:05	WG1693285
Ethylbenzene	ND		0.00100	1	06/23/2021 05:05	WG1693285
Total Xylenes	ND		0.00300	1	06/23/2021 05:05	WG1693285
(S) Toluene-d8	96.4		80.0-120		06/23/2021 05:05	WG1693285
(S) 4-Bromofluorobenzene	102		77.0-126		06/23/2021 05:05	WG1693285
(S) 1,2-Dichloroethane-d4	91.4		70.0-130		06/23/2021 05:05	WG1693285



Gravimetric Analysis by Method 2540 C-2011

Analyte	Result	Qualifier	RDL	Dilution	Analysis date / time	Batch
Dissolved Solids	1060		20.0	1	06/23/2021 14:27	WG1693630

Wet Chemistry by Method 4500CO2 D-2011

Analyte	Result	Qualifier	RDL	Dilution	Analysis date / time	Batch
Free Carbon Dioxide	ND	<u>T8</u>	20.0	1	06/24/2021 06:11	WG1694216

Sample Narrative:

L1368338-02 WG1694216: Endpoint pH 4.5 Headspace

Wet Chemistry by Method 9056A


Analyte	Result	Qualifier	RDL	Dilution	Analysis date / time	Batch
Chloride	47.2		1.00	1	06/24/2021 23:17	WG1694370
Sulfate	442		50.0	10	06/24/2021 23:30	WG1694370

Volatile Organic Compounds (GC) by Method RSK175

Analyte	Result	Qualifier	RDL	Dilution	Analysis date / time	Batch
Methane	ND		0.0100	1	06/21/2021 14:06	WG1692271
Ethane	ND		0.0130	1	06/21/2021 14:06	WG1692271
Ethene	ND		0.0130	1	06/21/2021 14:06	WG1692271
Acetylene	ND		0.0208	1	06/21/2021 14:06	WG1692271

Volatile Organic Compounds (GC/MS) by Method 8260B

Analyte	Result	Qualifier	RDL	Dilution	Analysis date / time	Batch
Benzene	ND		0.00100	1	06/23/2021 05:26	WG1693285
Toluene	ND		0.00100	1	06/23/2021 05:26	WG1693285
Ethylbenzene	ND		0.00100	1	06/23/2021 05:26	WG1693285
Total Xylenes	ND		0.00300	1	06/23/2021 05:26	WG1693285
(S) Toluene-d8	94.0		80.0-120		06/23/2021 05:26	WG1693285
(S) 4-Bromofluorobenzene	99.8		77.0-126		06/23/2021 05:26	WG1693285
(S) 1,2-Dichloroethane-d4	92.0		70.0-130		06/23/2021 05:26	WG1693285



Gravimetric Analysis by Method 2540 C-2011

Analyte	Result	Qualifier	RDL	Dilution	Analysis date / time	Batch
Dissolved Solids	1050	J3	20.0	1	06/23/2021 15:47	WG1693633

Wet Chemistry by Method 4500CO2 D-2011

Analyte	Result	Qualifier	RDL	Dilution	Analysis date / time	Batch
Free Carbon Dioxide	ND	T8	20.0	1	06/24/2021 04:38	WG1694216

Sample Narrative:

L1368338-03 WG1694216: Endpoint pH 4.5 Headspace

Wet Chemistry by Method 9056A

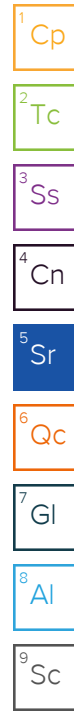
Analyte	Result	Qualifier	RDL	Dilution	Analysis date / time	Batch
Chloride	49.5		1.00	1	06/24/2021 23:43	WG1694370
Sulfate	437		25.0	5	06/25/2021 09:25	WG1694370

Volatile Organic Compounds (GC) by Method RSK175

Analyte	Result	Qualifier	RDL	Dilution	Analysis date / time	Batch
Methane	ND		0.0100	1	06/21/2021 14:10	WG1692271
Ethane	ND		0.0130	1	06/21/2021 14:10	WG1692271
Ethene	ND		0.0130	1	06/21/2021 14:10	WG1692271
Acetylene	ND		0.0208	1	06/21/2021 14:10	WG1692271

Volatile Organic Compounds (GC/MS) by Method 8260B

Analyte	Result	Qualifier	RDL	Dilution	Analysis date / time	Batch
Benzene	ND		0.00100	1	06/23/2021 05:46	WG1693285
Toluene	ND		0.00100	1	06/23/2021 05:46	WG1693285
Ethylbenzene	ND		0.00100	1	06/23/2021 05:46	WG1693285
Total Xylenes	ND		0.00300	1	06/23/2021 05:46	WG1693285
(S) Toluene-d8	94.0		80.0-120		06/23/2021 05:46	WG1693285
(S) 4-Bromofluorobenzene	103		77.0-126		06/23/2021 05:46	WG1693285
(S) 1,2-Dichloroethane-d4	92.4		70.0-130		06/23/2021 05:46	WG1693285



Gravimetric Analysis by Method 2540 C-2011

Analyte	Result	Qualifier	RDL	Dilution	Analysis date / time	Batch
Dissolved Solids	4900		100	1	06/23/2021 14:27	WG1693630

Wet Chemistry by Method 4500CO2 D-2011

Analyte	Result	Qualifier	RDL	Dilution	Analysis date / time	Batch
Free Carbon Dioxide	39.7	<u>T8</u>	20.0	1	06/24/2021 06:27	WG1694216

Sample Narrative:

L1368338-04 WG1694216: Endpoint pH 4.5 Headspace

Wet Chemistry by Method 9056A

Analyte	Result	Qualifier	RDL	Dilution	Analysis date / time	Batch
Chloride	400		100	100	06/25/2021 09:38	WG1694370
Sulfate	2620		500	100	06/25/2021 09:38	WG1694370

Volatile Organic Compounds (GC) by Method RSK175

Analyte	Result	Qualifier	RDL	Dilution	Analysis date / time	Batch
Methane	ND		0.0100	1	06/21/2021 14:14	WG1692271
Ethane	ND		0.0130	1	06/21/2021 14:14	WG1692271
Ethene	ND		0.0130	1	06/21/2021 14:14	WG1692271
Acetylene	ND		0.0208	1	06/21/2021 14:14	WG1692271

Volatile Organic Compounds (GC/MS) by Method 8260B

Analyte	Result	Qualifier	RDL	Dilution	Analysis date / time	Batch
Benzene	ND		0.00100	1	06/23/2021 06:07	WG1693285
Toluene	ND		0.00100	1	06/23/2021 06:07	WG1693285
Ethylbenzene	ND		0.00100	1	06/23/2021 06:07	WG1693285
Total Xylenes	ND		0.00300	1	06/23/2021 06:07	WG1693285
(S) Toluene-d8	95.8		80.0-120		06/23/2021 06:07	WG1693285
(S) 4-Bromofluorobenzene	100		77.0-126		06/23/2021 06:07	WG1693285
(S) 1,2-Dichloroethane-d4	76.0		70.0-130		06/23/2021 06:07	WG1693285

1 Cp

2 Tc

3 Ss

4 Cn

5 Sr

6 Qc

7 Gl

8 Al

9 Sc

Gravimetric Analysis by Method 2540 C-2011

Analyte	Result	Qualifier	RDL	Dilution	Analysis date / time	Batch
Dissolved Solids	8830		100	1	06/23/2021 14:27	WG1693630

Wet Chemistry by Method 4500CO2 D-2011

Analyte	Result	Qualifier	RDL	Dilution	Analysis date / time	Batch
Free Carbon Dioxide	33.3	<u>T8</u>	20.0	1	06/24/2021 06:35	WG1694216

Sample Narrative:

L1368338-05 WG1694216: Endpoint pH 4.5 Headspace

Wet Chemistry by Method 9056A

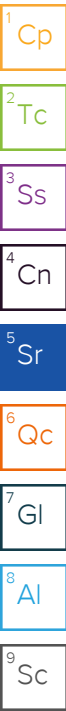
Analyte	Result	Qualifier	RDL	Dilution	Analysis date / time	Batch
Chloride	181		100	100	06/25/2021 09:51	WG1694370
Sulfate	5480		500	100	06/25/2021 09:51	WG1694370

Volatile Organic Compounds (GC) by Method RSK175

Analyte	Result	Qualifier	RDL	Dilution	Analysis date / time	Batch
Methane	ND		0.0100	1	06/21/2021 14:19	WG1692271
Ethane	ND		0.0130	1	06/21/2021 14:19	WG1692271
Ethene	ND		0.0130	1	06/21/2021 14:19	WG1692271
Acetylene	ND		0.0208	1	06/21/2021 14:19	WG1692271

Volatile Organic Compounds (GC/MS) by Method 8260B

Analyte	Result	Qualifier	RDL	Dilution	Analysis date / time	Batch
Benzene	ND		0.00100	1	06/23/2021 06:27	WG1693285
Toluene	ND		0.00100	1	06/23/2021 06:27	WG1693285
Ethylbenzene	ND		0.00100	1	06/23/2021 06:27	WG1693285
Total Xylenes	ND		0.00300	1	06/23/2021 06:27	WG1693285
(S) Toluene-d8	95.0		80.0-120		06/23/2021 06:27	WG1693285
(S) 4-Bromofluorobenzene	102		77.0-126		06/23/2021 06:27	WG1693285
(S) 1,2-Dichloroethane-d4	92.8		70.0-130		06/23/2021 06:27	WG1693285



Gravimetric Analysis by Method 2540 C-2011

Analyte	Result	Qualifier	RDL	Dilution	Analysis date / time	Batch
Dissolved Solids	2460		50.0	1	06/24/2021 14:08	WG1694437

Wet Chemistry by Method 4500CO2 D-2011

Analyte	Result	Qualifier	RDL	Dilution	Analysis date / time	Batch
Free Carbon Dioxide	ND	<u>T8</u>	20.0	1	06/24/2021 06:42	WG1694216

Sample Narrative:

L1368338-06 WG1694216: Endpoint pH 4.5 Headspace

Wet Chemistry by Method 9056A

Analyte	Result	Qualifier	RDL	Dilution	Analysis date / time	Batch
Chloride	82.6		1.00	1	06/25/2021 01:16	WG1694370
Sulfate	1480		100	20	06/25/2021 10:04	WG1694370

Volatile Organic Compounds (GC) by Method RSK175

Analyte	Result	Qualifier	RDL	Dilution	Analysis date / time	Batch
Methane	ND		0.0100	1	06/21/2021 14:22	WG1692271
Ethane	ND		0.0130	1	06/21/2021 14:22	WG1692271
Ethene	ND		0.0130	1	06/21/2021 14:22	WG1692271
Acetylene	ND		0.0208	1	06/21/2021 14:22	WG1692271

Volatile Organic Compounds (GC/MS) by Method 8260B

Analyte	Result	Qualifier	RDL	Dilution	Analysis date / time	Batch
Benzene	ND		0.00100	1	06/23/2021 06:47	WG1693285
Toluene	ND		0.00100	1	06/23/2021 06:47	WG1693285
Ethylbenzene	ND		0.00100	1	06/23/2021 06:47	WG1693285
Total Xylenes	ND		0.00300	1	06/23/2021 06:47	WG1693285
(S) Toluene-d8	65.2	<u>J2</u>	80.0-120		06/23/2021 06:47	WG1693285
(S) 4-Bromofluorobenzene	102		77.0-126		06/23/2021 06:47	WG1693285
(S) 1,2-Dichloroethane-d4	103		70.0-130		06/23/2021 06:47	WG1693285

1 Cp

2 Tc

3 Ss

4 Cn

5 Sr

6 Qc

7 Gl

8 Al

9 Sc

Gravimetric Analysis by Method 2540 C-2011

Analyte	Result	Qualifier	RDL	Dilution	Analysis date / time	Batch
Dissolved Solids	3830		50.0	1	06/24/2021 14:08	WG1694437

Wet Chemistry by Method 4500CO2 D-2011

Analyte	Result	Qualifier	RDL	Dilution	Analysis date / time	Batch
Free Carbon Dioxide	ND	<u>T8</u>	20.0	1	06/24/2021 13:35	WG1694227

Sample Narrative:

L1368338-07 WG1694227: Endpoint pH 4.5 Headspace

Wet Chemistry by Method 9056A

Analyte	Result	Qualifier	RDL	Dilution	Analysis date / time	Batch
Chloride	83.3		1.00	1	06/25/2021 01:42	WG1694370
Sulfate	2540		500	100	06/25/2021 10:17	WG1694370

Volatile Organic Compounds (GC) by Method RSK175

Analyte	Result	Qualifier	RDL	Dilution	Analysis date / time	Batch
Methane	ND		0.0100	1	06/21/2021 14:26	WG1692271
Ethane	ND		0.0130	1	06/21/2021 14:26	WG1692271
Ethene	ND		0.0130	1	06/21/2021 14:26	WG1692271
Acetylene	ND		0.0208	1	06/21/2021 14:26	WG1692271

Volatile Organic Compounds (GC/MS) by Method 8260B

Analyte	Result	Qualifier	RDL	Dilution	Analysis date / time	Batch
Benzene	ND		0.00100	1	06/23/2021 07:07	WG1693285
Toluene	ND		0.00100	1	06/23/2021 07:07	WG1693285
Ethylbenzene	ND		0.00100	1	06/23/2021 07:07	WG1693285
Total Xylenes	ND		0.00300	1	06/23/2021 07:07	WG1693285
(S) Toluene-d8	94.3		80.0-120		06/23/2021 07:07	WG1693285
(S) 4-Bromofluorobenzene	99.4		77.0-126		06/23/2021 07:07	WG1693285
(S) 1,2-Dichloroethane-d4	92.6		70.0-130		06/23/2021 07:07	WG1693285

1 Cp

2 Tc

3 Ss

4 Cn

5 Sr

6 Qc

7 Gl

8 Al

9 Sc

Gravimetric Analysis by Method 2540 C-2011

Analyte	Result	Qualifier	RDL	Dilution	Analysis date / time	Batch
Dissolved Solids	7100		100	1	06/24/2021 14:08	WG1694437

Wet Chemistry by Method 4500CO2 D-2011

Analyte	Result	Qualifier	RDL	Dilution	Analysis date / time	Batch
Free Carbon Dioxide	ND	<u>T8</u>	20.0	1	06/24/2021 13:40	WG1694227

Sample Narrative:

L1368338-08 WG1694227: Endpoint pH 4.5 Headspace

Wet Chemistry by Method 9056A

Analyte	Result	Qualifier	RDL	Dilution	Analysis date / time	Batch
Chloride	126		10.0	10	06/25/2021 02:22	WG1694370
Sulfate	4890		500	100	06/25/2021 10:29	WG1694370

Volatile Organic Compounds (GC) by Method RSK175

Analyte	Result	Qualifier	RDL	Dilution	Analysis date / time	Batch
Methane	ND		0.0100	1	06/21/2021 14:30	WG1692271
Ethane	ND		0.0130	1	06/21/2021 14:30	WG1692271
Ethene	ND		0.0130	1	06/21/2021 14:30	WG1692271
Acetylene	ND		0.0208	1	06/21/2021 14:30	WG1692271

Volatile Organic Compounds (GC/MS) by Method 8260B

Analyte	Result	Qualifier	RDL	Dilution	Analysis date / time	Batch
Benzene	ND		0.00100	1	06/23/2021 07:28	WG1693285
Toluene	ND		0.00100	1	06/23/2021 07:28	WG1693285
Ethylbenzene	ND		0.00100	1	06/23/2021 07:28	WG1693285
Total Xylenes	ND		0.00300	1	06/23/2021 07:28	WG1693285
(S) Toluene-d8	94.4		80.0-120		06/23/2021 07:28	WG1693285
(S) 4-Bromofluorobenzene	100		77.0-126		06/23/2021 07:28	WG1693285
(S) 1,2-Dichloroethane-d4	91.8		70.0-130		06/23/2021 07:28	WG1693285

1 Cp

2 Tc

3 Ss

4 Cn

5 Sr

6 Qc

7 Gl

8 Al

9 Sc

Gravimetric Analysis by Method 2540 C-2011

Analyte	Result	Qualifier	RDL	Dilution	Analysis date / time	Batch
Dissolved Solids	2070		50.0	1	06/24/2021 14:08	WG1694437

Wet Chemistry by Method 4500CO2 D-2011

Analyte	Result	Qualifier	RDL	Dilution	Analysis date / time	Batch
Free Carbon Dioxide	20.9	B T8	20.0	1	06/24/2021 13:44	WG1694227

Sample Narrative:

L1368338-09 WG1694227: Endpoint pH 4.5 Headspace

Wet Chemistry by Method 9056A

Analyte	Result	Qualifier	RDL	Dilution	Analysis date / time	Batch
Chloride	51.9		1.00	1	06/25/2021 03:02	WG1694370
Sulfate	3610		250	50	06/25/2021 10:43	WG1694370

Volatile Organic Compounds (GC) by Method RSK175

Analyte	Result	Qualifier	RDL	Dilution	Analysis date / time	Batch
Methane	ND		0.0100	1	06/21/2021 14:39	WG1692271
Ethane	ND		0.0130	1	06/21/2021 14:39	WG1692271
Ethene	ND		0.0130	1	06/21/2021 14:39	WG1692271
Acetylene	ND		0.0208	1	06/21/2021 14:39	WG1692271

Volatile Organic Compounds (GC/MS) by Method 8260B

Analyte	Result	Qualifier	RDL	Dilution	Analysis date / time	Batch
Benzene	ND		0.00100	1	06/23/2021 07:48	WG1693285
Toluene	ND		0.00100	1	06/23/2021 07:48	WG1693285
Ethylbenzene	ND		0.00100	1	06/23/2021 07:48	WG1693285
Total Xylenes	ND		0.00300	1	06/23/2021 07:48	WG1693285
(S) Toluene-d8	118		80.0-120		06/23/2021 07:48	WG1693285
(S) 4-Bromofluorobenzene	127	J1	77.0-126		06/23/2021 07:48	WG1693285
(S) 1,2-Dichloroethane-d4	91.3		70.0-130		06/23/2021 07:48	WG1693285

1 Cp

2 Tc

3 Ss

4 Cn

5 Sr

6 Qc

7 Gl

8 Al

9 Sc

Gravimetric Analysis by Method 2540 C-2011

Analyte	Result	Qualifier	RDL	Dilution	Analysis date / time	Batch
Dissolved Solids	1900		25.0	1	06/24/2021 14:08	WG1694437

Wet Chemistry by Method 4500CO2 D-2011

Analyte	Result	Qualifier	RDL	Dilution	Analysis date / time	Batch
Free Carbon Dioxide	21.3	B T8	20.0	1	06/24/2021 13:48	WG1694227

Sample Narrative:

L1368338-10 WG1694227: Endpoint pH 4.5 Headspace

Wet Chemistry by Method 9056A

Analyte	Result	Qualifier	RDL	Dilution	Analysis date / time	Batch
Chloride	36.8		10.0	10	06/25/2021 03:28	WG1694370
Sulfate	1020		500	100	06/25/2021 10:56	WG1694370

Volatile Organic Compounds (GC) by Method RSK175

Analyte	Result	Qualifier	RDL	Dilution	Analysis date / time	Batch
Methane	ND		0.0100	1	06/21/2021 14:46	WG1692271
Ethane	ND		0.0130	1	06/21/2021 14:46	WG1692271
Ethene	ND		0.0130	1	06/21/2021 14:46	WG1692271
Acetylene	ND		0.0208	1	06/21/2021 14:46	WG1692271

Volatile Organic Compounds (GC/MS) by Method 8260B

Analyte	Result	Qualifier	RDL	Dilution	Analysis date / time	Batch
Benzene	ND		0.00100	1	06/24/2021 00:43	WG1694138
Toluene	ND		0.00100	1	06/24/2021 00:43	WG1694138
Ethylbenzene	ND		0.00100	1	06/24/2021 00:43	WG1694138
Total Xylenes	ND		0.00300	1	06/24/2021 00:43	WG1694138
(S) Toluene-d8	97.9		80.0-120		06/24/2021 00:43	WG1694138
(S) 4-Bromofluorobenzene	107		77.0-126		06/24/2021 00:43	WG1694138
(S) 1,2-Dichloroethane-d4	85.1		70.0-130		06/24/2021 00:43	WG1694138

1 Cp

2 Tc

3 Ss

4 Cn

5 Sr

6 Qc

7 Gl

8 Al

9 Sc

Gravimetric Analysis by Method 2540 C-2011

Analyte	Result	Qualifier	RDL	Dilution	Analysis date / time	Batch
Dissolved Solids	958		20.0	1	06/24/2021 14:08	WG1694437

Wet Chemistry by Method 4500CO2 D-2011

Analyte	Result	Qualifier	RDL	Dilution	Analysis date / time	Batch
Free Carbon Dioxide	21.6	B T8	20.0	1	06/24/2021 13:53	WG1694227

Sample Narrative:

L1368338-11 WG1694227: Endpoint pH 4.5 Headspace

Wet Chemistry by Method 9056A

Analyte	Result	Qualifier	RDL	Dilution	Analysis date / time	Batch
Chloride	100		5.00	5	06/25/2021 11:09	WG1694370
Sulfate	221		25.0	5	06/25/2021 11:09	WG1694370

Volatile Organic Compounds (GC) by Method RSK175

Analyte	Result	Qualifier	RDL	Dilution	Analysis date / time	Batch
Methane	0.0149		0.0100	1	06/21/2021 14:50	WG1692271
Ethane	ND		0.0130	1	06/21/2021 14:50	WG1692271
Ethene	ND		0.0130	1	06/21/2021 14:50	WG1692271
Acetylene	ND		0.0208	1	06/21/2021 14:50	WG1692271

Volatile Organic Compounds (GC/MS) by Method 8260B

Analyte	Result	Qualifier	RDL	Dilution	Analysis date / time	Batch
Benzene	ND		0.00100	1	06/24/2021 01:03	WG1694138
Toluene	ND		0.00100	1	06/24/2021 01:03	WG1694138
Ethylbenzene	ND		0.00100	1	06/24/2021 01:03	WG1694138
Total Xylenes	ND		0.00300	1	06/24/2021 01:03	WG1694138
(S) Toluene-d8	94.4		80.0-120		06/24/2021 01:03	WG1694138
(S) 4-Bromofluorobenzene	103		77.0-126		06/24/2021 01:03	WG1694138
(S) 1,2-Dichloroethane-d4	85.9		70.0-130		06/24/2021 01:03	WG1694138

1 Cp

2 Tc

3 Ss

4 Cn

5 Sr

6 Qc

7 Gl

8 Al

9 Sc

Gravimetric Analysis by Method 2540 C-2011

Analyte	Result	Qualifier	RDL	Dilution	Analysis date / time	Batch
Dissolved Solids	1080		20.0	1	06/24/2021 14:08	WG1694437

Wet Chemistry by Method 4500CO2 D-2011

Analyte	Result	Qualifier	RDL	Dilution	Analysis date / time	Batch
Free Carbon Dioxide	28.2	B T8	20.0	1	06/24/2021 13:57	WG1694227

Sample Narrative:

L1368338-12 WG1694227: Endpoint pH 4.5 Headspace

Wet Chemistry by Method 9056A

Analyte	Result	Qualifier	RDL	Dilution	Analysis date / time	Batch
Chloride	137		5.00	5	06/25/2021 12:00	WG1694370
Sulfate	333		25.0	5	06/25/2021 12:00	WG1694370

Volatile Organic Compounds (GC) by Method RSK175

Analyte	Result	Qualifier	RDL	Dilution	Analysis date / time	Batch
Methane	ND		0.0100	1	06/21/2021 15:17	WG1692271
Ethane	ND		0.0130	1	06/21/2021 15:17	WG1692271
Ethene	ND		0.0130	1	06/21/2021 15:17	WG1692271
Acetylene	ND		0.0208	1	06/21/2021 15:17	WG1692271

Volatile Organic Compounds (GC/MS) by Method 8260B

Analyte	Result	Qualifier	RDL	Dilution	Analysis date / time	Batch
Benzene	ND		0.00100	1	06/24/2021 01:24	WG1694138
Toluene	ND		0.00100	1	06/24/2021 01:24	WG1694138
Ethylbenzene	ND		0.00100	1	06/24/2021 01:24	WG1694138
Total Xylenes	ND		0.00300	1	06/24/2021 01:24	WG1694138
(S) Toluene-d8	96.0		80.0-120		06/24/2021 01:24	WG1694138
(S) 4-Bromofluorobenzene	102		77.0-126		06/24/2021 01:24	WG1694138
(S) 1,2-Dichloroethane-d4	97.7		70.0-130		06/24/2021 01:24	WG1694138

1 Cp

2 Tc

3 Ss

4 Cn

5 Sr

6 Qc

7 Gl

8 Al

9 Sc

Gravimetric Analysis by Method 2540 C-2011

Analyte	Result	Qualifier	RDL	Dilution	Analysis date / time	Batch
Dissolved Solids	996		20.0	1	06/24/2021 14:08	WG1694437

Wet Chemistry by Method 4500CO2 D-2011

Analyte	Result	Qualifier	RDL	Dilution	Analysis date / time	Batch
Free Carbon Dioxide	ND	T8	20.0	1	06/24/2021 14:07	WG1694227

Sample Narrative:

L1368338-13 WG1694227: Endpoint pH 4.5 Headspace

Wet Chemistry by Method 9056A

Analyte	Result	Qualifier	RDL	Dilution	Analysis date / time	Batch
Chloride	121		5.00	5	06/25/2021 12:13	WG1694370
Sulfate	367		25.0	5	06/25/2021 12:13	WG1694370

Volatile Organic Compounds (GC) by Method RSK175

Analyte	Result	Qualifier	RDL	Dilution	Analysis date / time	Batch
Methane	ND		0.0100	1	06/21/2021 15:21	WG1692271
Ethane	ND		0.0130	1	06/21/2021 15:21	WG1692271
Ethene	ND		0.0130	1	06/21/2021 15:21	WG1692271
Acetylene	ND		0.0208	1	06/21/2021 15:21	WG1692271

Volatile Organic Compounds (GC/MS) by Method 8260B

Analyte	Result	Qualifier	RDL	Dilution	Analysis date / time	Batch
Benzene	ND		0.00100	1	06/24/2021 01:44	WG1694138
Toluene	ND		0.00100	1	06/24/2021 01:44	WG1694138
Ethylbenzene	ND		0.00100	1	06/24/2021 01:44	WG1694138
Total Xylenes	ND		0.00300	1	06/24/2021 01:44	WG1694138
(S) Toluene-d8	70.0	J2	80.0-120		06/24/2021 01:44	WG1694138
(S) 4-Bromofluorobenzene	103		77.0-126		06/24/2021 01:44	WG1694138
(S) 1,2-Dichloroethane-d4	96.8		70.0-130		06/24/2021 01:44	WG1694138

1 Cp

2 Tc

3 Ss

4 Cn

5 Sr

6 Qc

7 Gl

8 Al

9 Sc

Method Blank (MB)

(MB) R3671695-1 06/23/21 14:27

Analyte	MB Result	MB Qualifier	MB MDL	MB RDL
Dissolved Solids	U		10.0	10.0

1 Cp

2 Tc

3 Ss

L1368338-02 Original Sample (OS) • Duplicate (DUP)

(OS) L1368338-02 06/23/21 14:27 • (DUP) R3671695-3 06/23/21 14:27

Analyte	Original Result	DUP Result	Dilution	DUP RPD	DUP Qualifier	DUP RPD Limits
Dissolved Solids	1060	1070	1	0.937		5

4 Cn

5 Sr

6 Qc

L1368404-01 Original Sample (OS) • Duplicate (DUP)

(OS) L1368404-01 06/23/21 14:27 • (DUP) R3671695-4 06/23/21 14:27

Analyte	Original Result	DUP Result	Dilution	DUP RPD	DUP Qualifier	DUP RPD Limits
Dissolved Solids	1370	1420	1	3.58		5

7 Gl

8 Al

9 Sc

Laboratory Control Sample (LCS)

(LCS) R3671695-2 06/23/21 14:27

Analyte	Spike Amount	LCS Result	LCS Rec.	Rec. Limits	LCS Qualifier
Dissolved Solids	8800	8860	101	77.4-123	

Method Blank (MB)

(MB) R3672575-1 06/23/21 15:47

Analyte	MB Result	MB Qualifier	MB MDL	MB RDL
Dissolved Solids	U		10.0	10.0

1 Cp

2 Tc

3 Ss

L1367309-01 Original Sample (OS) • Duplicate (DUP)

(OS) L1367309-01 06/23/21 15:47 • (DUP) R3672575-3 06/23/21 15:47

Analyte	Original Result	DUP Result	Dilution	DUP RPD	DUP Qualifier	DUP RPD Limits
Dissolved Solids	442	446	1	0.901		5

4 Cn

5 Sr

L1368338-03 Original Sample (OS) • Duplicate (DUP)

(OS) L1368338-03 06/23/21 15:47 • (DUP) R3672575-4 06/23/21 15:47

Analyte	Original Result	DUP Result	Dilution	DUP RPD	DUP Qualifier	DUP RPD Limits
Dissolved Solids	1050	1140	1	8.23	J3	5

6 Qc

7 Gl

8 Al

Laboratory Control Sample (LCS)

(LCS) R3672575-2 06/23/21 15:47

Analyte	Spike Amount	LCS Result	LCS Rec.	Rec. Limits	LCS Qualifier
Dissolved Solids	8800	8700	98.9	77.4-123	

9 Sc

Method Blank (MB)

(MB) R3672814-1 06/24/21 14:08

Analyte	MB Result	MB Qualifier	MB MDL	MB RDL
Dissolved Solids	U		10.0	10.0

¹Cp

²Tc

³Ss

⁴Cn

⁵Sr

⁶Qc

⁷Gl

⁸Al

⁹Sc

L1368123-01 Original Sample (OS) • Duplicate (DUP)

(OS) L1368123-01 06/24/21 14:08 • (DUP) R3672814-3 06/24/21 14:08

Analyte	Original Result	DUP Result	Dilution	DUP RPD	DUP Qualifier	DUP RPD Limits
Dissolved Solids	1120	1150	1	2.47		5

L1368608-11 Original Sample (OS) • Duplicate (DUP)

(OS) L1368608-11 06/24/21 14:08 • (DUP) R3672814-4 06/24/21 14:08

Analyte	Original Result	DUP Result	Dilution	DUP RPD	DUP Qualifier	DUP RPD Limits
Dissolved Solids	3340	3340	1	0.000		5

Laboratory Control Sample (LCS)

(LCS) R3672814-2 06/24/21 14:08

Analyte	Spike Amount	LCS Result	LCS Rec.	Rec. Limits	LCS Qualifier
Dissolved Solids	8800	8690	98.8	77.4-123	

Method Blank (MB)

(MB) R3671405-2 06/24/21 03:25

Analyte	MB Result	MB Qualifier	MB MDL	MB RDL
Free Carbon Dioxide	U		6.67	20.0

Sample Narrative:

BLANK: Endpoint pH 4.5

L1368312-02 Original Sample (OS) • Duplicate (DUP)

(OS) L1368312-02 06/24/21 03:45 • (DUP) R3671405-4 06/24/21 03:53

Analyte	Original Result	DUP Result	Dilution	DUP RPD	DUP Qualifier	DUP RPD Limits
Free Carbon Dioxide	28.9	29.2	1	0.956		20

Sample Narrative:

OS: Endpoint pH 4.5 Headspace

DUP: Endpoint pH 4.5

L1368338-01 Original Sample (OS) • Duplicate (DUP)

(OS) L1368338-01 06/24/21 05:56 • (DUP) R3671405-9 06/24/21 06:03

Analyte	Original Result	DUP Result	Dilution	DUP RPD	DUP Qualifier	DUP RPD Limits
Free Carbon Dioxide	ND	ND	1	0.000		20

Sample Narrative:

OS: Endpoint pH 4.5 Headspace

DUP: Endpoint pH 4.5

1 Cp

2 Tc

3 Ss

4 Cn

5 Sr

6 Qc

7 Gl

8 Al

9 Sc

Method Blank (MB)

(MB) R3671772-2 06/24/21 13:13

Analyte	MB Result	MB Qualifier	MB MDL	MB RDL
Free Carbon Dioxide	11.1	↓	6.67	20.0

Sample Narrative:

BLANK: Endpoint pH 4.5

L1368349-01 Original Sample (OS) • Duplicate (DUP)

(OS) L1368349-01 06/24/21 13:21 • (DUP) R3671772-4 06/24/21 13:26

Analyte	Original Result	DUP Result	Dilution	DUP RPD	DUP Qualifier	DUP RPD Limits
Free Carbon Dioxide	ND	ND	1	0.000		20

Sample Narrative:

OS: Endpoint pH 4.5 Headspace

DUP: Endpoint pH 4.5

L1368547-02 Original Sample (OS) • Duplicate (DUP)

(OS) L1368547-02 06/24/21 15:08 • (DUP) R3671772-7 06/24/21 15:13

Analyte	Original Result	DUP Result	Dilution	DUP RPD	DUP Qualifier	DUP RPD Limits
Free Carbon Dioxide	ND	ND	1	0.000		20

Sample Narrative:

OS: Endpoint pH 4.5 Headspace

DUP: Endpoint pH 4.5

1 Cp

2 Tc

3 Ss

4 Cn

5 Sr

6 Qc

7 Gl

8 Al

9 Sc

Method Blank (MB)

(MB) R3672102-1 06/24/21 19:21

Analyte	MB Result	MB Qualifier	MB MDL	MB RDL
Chloride	U		0.379	1.00
Sulfate	U		0.594	5.00

¹Cp

²Tc

³Ss

⁴Cn

⁵Sr

⁶Qc

⁷Gl

⁸Al

⁹Sc

L1366446-01 Original Sample (OS) • Duplicate (DUP)

(OS) L1366446-01 06/24/21 20:15 • (DUP) R3672102-3 06/24/21 20:28

Analyte	Original Result	DUP Result	Dilution	DUP RPD	DUP Qualifier	DUP RPD Limits
Chloride	2.60	2.64	1	1.75		15
Sulfate	9.33	9.31	1	0.176		15

L1368338-11 Original Sample (OS) • Duplicate (DUP)

(OS) L1368338-11 06/25/21 11:09 • (DUP) R3672102-8 06/25/21 11:21

Analyte	Original Result	DUP Result	Dilution	DUP RPD	DUP Qualifier	DUP RPD Limits
Chloride	100	97.7	5	2.74		15
Sulfate	221	215	5	2.98		15

Laboratory Control Sample (LCS)

(LCS) R3672102-2 06/24/21 19:34

Analyte	Spike Amount	LCS Result	LCS Rec.	Rec. Limits	LCS Qualifier
Chloride	40.0	40.8	102	80.0-120	
Sulfate	40.0	41.5	104	80.0-120	

L1366446-02 Original Sample (OS) • Matrix Spike (MS) • Matrix Spike Duplicate (MSD)

(OS) L1366446-02 06/24/21 20:42 • (MS) R3672102-4 06/24/21 20:55 • (MSD) R3672102-5 06/24/21 21:08

Analyte	Spike Amount	Original Result	MS Result	MSD Result	MS Rec.	MSD Rec.	Dilution	Rec. Limits	MS Qualifier	MSD Qualifier	RPD	RPD Limits
Chloride	50.0	2.59	100	100	195	195	1	80.0-120	E J5	E J5	0.0648	15
Sulfate	50.0	9.32	107	107	194	194	1	80.0-120	E J5	E J5	0.00572	15

L1368338-03 Original Sample (OS) • Matrix Spike (MS)

(OS) L1368338-03 06/24/21 23:43 • (MS) R3672102-6 06/24/21 23:56

Analyte	Spike Amount mg/l	Original Result mg/l	MS Result mg/l	MS Rec. %	Dilution	Rec. Limits %	MS Qualifier
Chloride	50.0	49.5	97.4	95.8	1	80.0-120	
Sulfate	50.0	442	478	72.3	1	80.0-120	<u>EV</u>

¹ Cp

² Tc

³ Ss

⁴ Cn

⁵ Sr

⁶ Qc

⁷ Gl

⁸ Al

⁹ Sc

Method Blank (MB)

(MB) R3669953-2 06/21/21 13:55

Analyte	MB Result	MB Qualifier	MB MDL	MB RDL
	mg/l		mg/l	mg/l
Methane	U		0.00291	0.0100
Ethane	U		0.00407	0.0130
Ethene	U		0.00426	0.0130
Acetylene	U		0.00558	0.0208

L1368338-01 Original Sample (OS) • Duplicate (DUP)

(OS) L1368338-01 06/21/21 14:03 • (DUP) R3669953-3 06/21/21 14:43

Analyte	Original Result	DUP Result	Dilution	DUP RPD	DUP Qualifier	DUP RPD Limits
	mg/l	mg/l		%		%
Methane	ND	ND	1	0.000		20
Ethane	ND	ND	1	0.000		20
Ethene	ND	ND	1	0.000		20
Acetylene	ND	ND	1	0.000		20

L1368537-03 Original Sample (OS) • Duplicate (DUP)

(OS) L1368537-03 06/21/21 15:32 • (DUP) R3669953-4 06/21/21 15:54

Analyte	Original Result	DUP Result	Dilution	DUP RPD	DUP Qualifier	DUP RPD Limits
	mg/l	mg/l		%		%
Methane	0.864	0.899	1	3.97		20
Ethane	ND	ND	1	0.000		20
Ethene	ND	ND	1	0.000		20
Acetylene	ND	ND	1	0.000		20

Laboratory Control Sample (LCS) • Laboratory Control Sample Duplicate (LCSD)

(LCS) R3669953-1 06/21/21 13:35 • (LCSD) R3669953-7 06/21/21 16:16

Analyte	Spike Amount	LCS Result	LCSD Result	LCS Rec.	LCSD Rec.	Rec. Limits	LCS Qualifier	LCSD Qualifier	RPD	RPD Limits
	mg/l	mg/l	mg/l	%	%	%			%	%
Methane	0.0678	0.0721	0.0678	106	100	85.0-115			6.15	20
Ethane	0.129	0.125	0.121	96.9	93.8	85.0-115			3.25	20
Ethene	0.127	0.126	0.121	99.2	95.3	85.0-115			4.05	20
Acetylene	0.208	0.208	0.192	100	92.3	85.0-115			8.00	20

1 Cp

2 Tc

3 Ss

4 Cn

5 Sr

6 Qc

7 Gl

8 Al

9 Sc

L1368537-02 Original Sample (OS) • Matrix Spike (MS) • Matrix Spike Duplicate (MSD)

(OS) L1368537-02 06/21/21 15:28 • (MS) R3669953-5 06/21/21 16:02 • (MSD) R3669953-6 06/21/21 16:06

Analyte	Spike Amount mg/l	Original Result mg/l	MS Result mg/l	MSD Result mg/l	MS Rec. %	MSD Rec. %	Dilution	Rec. Limits %	MS Qualifier	MSD Qualifier	RPD %	RPD Limits %
Methane	0.0678	ND	0.126	0.110	186	162	1	85.0-115	<u>J5</u>	<u>J5</u>	13.6	20
Ethane	0.129	ND	0.230	0.203	178	157	1	85.0-115	<u>J5</u>	<u>J5</u>	12.5	20
Ethene	0.127	ND	0.229	0.203	180	160	1	85.0-115	<u>J5</u>	<u>J5</u>	12.0	20
Acetylene	0.208	ND	0.338	0.307	163	148	1	85.0-115	<u>J5</u>	<u>J5</u>	9.61	20

¹ Cp

² Tc

³ Ss

⁴ Cn

⁵ Sr

⁶ Qc

⁷ Gl

⁸ Al

⁹ Sc

Method Blank (MB)

(MB) R3672157-2 06/23/21 01:00

Analyte	MB Result	MB Qualifier	MB MDL	MB RDL
	mg/l		mg/l	mg/l
Benzene	U		0.0000941	0.00100
Ethylbenzene	U		0.000137	0.00100
Toluene	U		0.000278	0.00100
Xylenes, Total	U		0.000174	0.00300
<i>(S) Toluene-d8</i>	98.8			80.0-120
<i>(S) 4-Bromofluorobenzene</i>	97.4			77.0-126
<i>(S) 1,2-Dichloroethane-d4</i>	100			70.0-130

Laboratory Control Sample (LCS)

(LCS) R3672157-1 06/23/21 00:19

Analyte	Spike Amount	LCS Result	LCS Rec.	Rec. Limits	LCS Qualifier
	mg/l	mg/l	%	%	
Benzene	0.00500	0.00547	109	70.0-123	
Ethylbenzene	0.00500	0.00491	98.2	79.0-123	
Toluene	0.00500	0.00502	100	79.0-120	
Xylenes, Total	0.0150	0.0150	100	79.0-123	
<i>(S) Toluene-d8</i>			98.3	80.0-120	
<i>(S) 4-Bromofluorobenzene</i>			101	77.0-126	
<i>(S) 1,2-Dichloroethane-d4</i>			101	70.0-130	

1 Cp

2 Tc

3 Ss

4 Cn

5 Sr

6 Qc

7 Gl

8 Al

9 Sc

Method Blank (MB)

(MB) R3671698-2 06/23/21 19:40

Analyte	MB Result mg/l	MB Qualifier	MB MDL mg/l	MB RDL mg/l
Benzene	U		0.0000941	0.00100
Ethylbenzene	U		0.000137	0.00100
Toluene	U		0.000278	0.00100
Xylenes, Total	U		0.000174	0.00300
<i>(S) Toluene-d8</i>	96.2			80.0-120
<i>(S) 4-Bromofluorobenzene</i>	105			77.0-126
<i>(S) 1,2-Dichloroethane-d4</i>	84.6			70.0-130

Laboratory Control Sample (LCS)

(LCS) R3671698-1 06/23/21 18:59

Analyte	Spike Amount mg/l	LCS Result mg/l	LCS Rec. %	Rec. Limits %	LCS Qualifier
Benzene	0.00500	0.00550	110	70.0-123	
Ethylbenzene	0.00500	0.00505	101	79.0-123	
Toluene	0.00500	0.00509	102	79.0-120	
Xylenes, Total	0.0150	0.0156	104	79.0-123	
<i>(S) Toluene-d8</i>			97.4	80.0-120	
<i>(S) 4-Bromofluorobenzene</i>			109	77.0-126	
<i>(S) 1,2-Dichloroethane-d4</i>			84.3	70.0-130	

¹ Cp

² Tc

³ Ss

⁴ Cn

⁵ Sr

⁶ Qc

⁷ Gl

⁸ Al

⁹ Sc

GLOSSARY OF TERMS

Guide to Reading and Understanding Your Laboratory Report

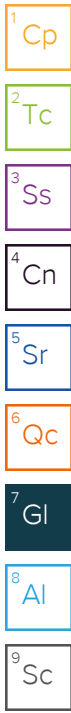
The information below is designed to better explain the various terms used in your report of analytical results from the Laboratory. This is not intended as a comprehensive explanation, and if you have additional questions please contact your project representative.

Results Disclaimer - Information that may be provided by the customer, and contained within this report, include Permit Limits, Project Name, Sample ID, Sample Matrix, Sample Preservation, Field Blanks, Field Spikes, Field Duplicates, On-Site Data, Sampling Collection Dates/Times, and Sampling Location. Results relate to the accuracy of this information provided, and as the samples are received.

Abbreviations and Definitions

MDL	Method Detection Limit.
ND	Not detected at the Reporting Limit (or MDL where applicable).
RDL	Reported Detection Limit.
Rec.	Recovery.
RPD	Relative Percent Difference.
SDG	Sample Delivery Group.
(S)	Surrogate (Surrogate Standard) - Analytes added to every blank, sample, Laboratory Control Sample/Duplicate and Matrix Spike/Duplicate; used to evaluate analytical efficiency by measuring recovery. Surrogates are not expected to be detected in all environmental media.
U	Not detected at the Reporting Limit (or MDL where applicable).
Analyte	The name of the particular compound or analysis performed. Some Analyses and Methods will have multiple analytes reported.
Dilution	If the sample matrix contains an interfering material, the sample preparation volume or weight values differ from the standard, or if concentrations of analytes in the sample are higher than the highest limit of concentration that the laboratory can accurately report, the sample may be diluted for analysis. If a value different than 1 is used in this field, the result reported has already been corrected for this factor.
Limits	These are the target % recovery ranges or % difference value that the laboratory has historically determined as normal for the method and analyte being reported. Successful QC Sample analysis will target all analytes recovered or duplicated within these ranges.
Original Sample	The non-spiked sample in the prep batch used to determine the Relative Percent Difference (RPD) from a quality control sample. The Original Sample may not be included within the reported SDG.
Qualifier	This column provides a letter and/or number designation that corresponds to additional information concerning the result reported. If a Qualifier is present, a definition per Qualifier is provided within the Glossary and Definitions page and potentially a discussion of possible implications of the Qualifier in the Case Narrative if applicable.
Result	The actual analytical final result (corrected for any sample specific characteristics) reported for your sample. If there was no measurable result returned for a specific analyte, the result in this column may state "ND" (Not Detected) or "BDL" (Below Detectable Levels). The information in the results column should always be accompanied by either an MDL (Method Detection Limit) or RDL (Reporting Detection Limit) that defines the lowest value that the laboratory could detect or report for this analyte.
Uncertainty (Radiochemistry)	Confidence level of 2 sigma.
Case Narrative (Cn)	A brief discussion about the included sample results, including a discussion of any non-conformances to protocol observed either at sample receipt by the laboratory from the field or during the analytical process. If present, there will be a section in the Case Narrative to discuss the meaning of any data qualifiers used in the report.
Quality Control Summary (Qc)	This section of the report includes the results of the laboratory quality control analyses required by procedure or analytical methods to assist in evaluating the validity of the results reported for your samples. These analyses are not being performed on your samples typically, but on laboratory generated material.
Sample Chain of Custody (Sc)	This is the document created in the field when your samples were initially collected. This is used to verify the time and date of collection, the person collecting the samples, and the analyses that the laboratory is requested to perform. This chain of custody also documents all persons (excluding commercial shippers) that have had control or possession of the samples from the time of collection until delivery to the laboratory for analysis.
Sample Results (Sr)	This section of your report will provide the results of all testing performed on your samples. These results are provided by sample ID and are separated by the analyses performed on each sample. The header line of each analysis section for each sample will provide the name and method number for the analysis reported.
Sample Summary (Ss)	This section of the Analytical Report defines the specific analyses performed for each sample ID, including the dates and times of preparation and/or analysis.

Qualifier	Description
B	The same analyte is found in the associated blank.
E	The analyte concentration exceeds the upper limit of the calibration range of the instrument established by the initial calibration (ICAL).
J	The identification of the analyte is acceptable; the reported value is an estimate.
J1	Surrogate recovery limits have been exceeded; values are outside upper control limits.
J2	Surrogate recovery limits have been exceeded; values are outside lower control limits.
J3	The associated batch QC was outside the established quality control range for precision.
J5	The sample matrix interfered with the ability to make any accurate determination; spike value is high.
T8	Sample(s) received past/too close to holding time expiration.
V	The sample concentration is too high to evaluate accurate spike recoveries.



ACCREDITATIONS & LOCATIONS

Pace Analytical National 12065 Lebanon Rd Mount Juliet, TN 37122

Alabama	40660	Nebraska	NE-OS-15-05
Alaska	17-026	Nevada	TN000032021-1
Arizona	AZ0612	New Hampshire	2975
Arkansas	88-0469	New Jersey-NELAP	TN002
California	2932	New Mexico ¹	TN00003
Colorado	TN00003	New York	11742
Connecticut	PH-0197	North Carolina	Env375
Florida	E87487	North Carolina ¹	DW21704
Georgia	NELAP	North Carolina ³	41
Georgia ¹	923	North Dakota	R-140
Idaho	TN00003	Ohio-VAP	CL0069
Illinois	200008	Oklahoma	9915
Indiana	C-TN-01	Oregon	TN200002
Iowa	364	Pennsylvania	68-02979
Kansas	E-10277	Rhode Island	LA000356
Kentucky ^{1,6}	KY90010	South Carolina	84004002
Kentucky ²	16	South Dakota	n/a
Louisiana	AI30792	Tennessee ^{1,4}	2006
Louisiana	LA018	Texas	T104704245-20-18
Maine	TN00003	Texas ⁵	LAB0152
Maryland	324	Utah	TN000032021-11
Massachusetts	M-TN003	Vermont	VT2006
Michigan	9958	Virginia	110033
Minnesota	047-999-395	Washington	C847
Mississippi	TN00003	West Virginia	233
Missouri	340	Wisconsin	998093910
Montana	CERT0086	Wyoming	A2LA
A2LA – ISO 17025	1461.01	AIHA-LAP,LLC EMLAP	100789
A2LA – ISO 17025 ⁵	1461.02	DOD	1461.01
Canada	1461.01	USDA	P330-15-00234
EPA-Crypto	TN00003		

¹ Drinking Water ² Underground Storage Tanks ³ Aquatic Toxicity ⁴ Chemical/Microbiological ⁵ Mold ⁶ Wastewater n/a Accreditation not applicable

* Not all certifications held by the laboratory are applicable to the results reported in the attached report.

* Accreditation is only applicable to the test methods specified on each scope of accreditation held by Pace Analytical.

¹ Cp

² Tc

³ Ss

⁴ Cn

⁵ Sr

⁶ Qc

⁷ Gl

⁸ Al

⁹ Sc

Terracon - Longmont
1831 Lefthand Circle, Suite C
Longmont, CO 80501


Billing Information:

Same as Address

Pres
Chk

Analysis / Container / Preservative

Chain of Custody Page **1** of **2**



12065 Lebanon Rd
 Mount Juliet, TN 37122
 Phone: 615-758-5858
 Phone: 800-767-5859
 Fax: 615-758-5859



Report to:
Michael J. Skridulis

Email To:
mike.skridulis@terracon.com

Project Description:
 City of Longmont Annual GW Quality Monitoring

City/State Collected: **Longmont, CO** Please Circle: **PT MT CT ET**

Phone: **303-454-5249**

Client Project #
22217000

Lab Project #

Collected by (print):
Charles A. Covington

Site/Facility ID #

P.O. #

Collected by (signature):
[Signature]
 Immediately Packed on Ice N Y

Rush? (Lab MUST Be Notified)

Same Day Five Day
 Next Day 5 Day (Rad Only)
 Two Day 10 Day (Rad Only)
 Three Day

Date Results Needed

STANDARD

No. of
Cntrs

BTEX8260 (2) 40ml Amber w/HCl

RSK-175 (2) 40ml Amber w/HCl

CO2 - 125ml HDPE No Pres

Cl, SO4 - 250ml HDPE No Pres

TDS - 250ml HDPE No Pres

SDG # **61368338**

H091

Acctnum: **TERRALCO**

Template:

Prelogin:

PM: **Chris Ward**

PB:

Shipped Via:

Sample ID	Comp/Grab	Matrix*	Depth	Date	Time	No. of Cntrs	BTEX8260 (2) 40ml Amber w/HCl	RSK-175 (2) 40ml Amber w/HCl	CO2 - 125ml HDPE No Pres	Cl, SO4 - 250ml HDPE No Pres	TDS - 250ml HDPE No Pres	Remarks	Sample # (lab only)
TB7 - MW01	Grab	GW	-	6/16/21	1140	7	X	X	X	X	X		21
TB7 - MW02	Grab	GW	-	6/16/21	1050	7	X	X	X	X	X		22
TB7 - MW03	Grab	GW	-	6/16/21	0950	7	X	X	X	X	X		23
TB1 - MW02	Grab	GW	-	6/16/21	1350	7	X	X	X	X	X		24
TB1 - MW03R	Grab	GW	-	6/16/21	1430	7	X	X	X	X	X		25
E6T - MW01	Grab	GW	-	6/17/21	0810	7	X	X	X	X	X		26
E6T - MW02	Grab	GW	-	6/17/21	0730	7	X	X	X	X	X		27
E6T - MW03	Grab	GW	-	6/17/21	0700	7	X	X	X	X	X		28

* Matrix:
 SS - Soil AIR - Air F - Filter
 GW - Groundwater B - Bioassay
 WW - WasteWater
 DW - Drinking Water
 OT - Other

Remarks:

Samples returned via:
 UPS FedEx Courier

Tracking # **5117 4430 2217**

pH _____ Temp _____

Flow _____ Other _____

Sample Receipt Checklist

COC Seal Present/Intact:	<input checked="" type="checkbox"/> Y <input type="checkbox"/> N
COC Signed/Accurate:	<input checked="" type="checkbox"/> Y <input type="checkbox"/> N
Bottles arrive intact:	<input checked="" type="checkbox"/> Y <input type="checkbox"/> N
Correct bottles used:	<input checked="" type="checkbox"/> Y <input type="checkbox"/> N
Sufficient volume sent:	<input checked="" type="checkbox"/> Y <input type="checkbox"/> N
If Applicable	
VOA Zero Headspace:	<input checked="" type="checkbox"/> Y <input type="checkbox"/> N
Preservation Correct/Checked:	<input checked="" type="checkbox"/> Y <input type="checkbox"/> N
RAD Screen <0.5 mR/hr:	<input checked="" type="checkbox"/> Y <input type="checkbox"/> N

Relinquished by: (Signature)

Date:

Time:

Received by: (Signature)

Trip Blank Received: Yes / No
 HCL / MeOH
 TBR

Relinquished by: (Signature)

Date:

Time:

Received by: (Signature)

Temp: _____ °C
 Bottles Received: **91**

If preservation required by Login: Date/Time

Relinquished by: (Signature)

Date:

Time:

Received for lab by: (Signature)

Date: **6/18/21** Time: **900**

Hold:

Condition:
 NCF OK

Jasmine Inguza

Terracon - Longmont
1831 Lefthand Circle, Suite C
Longmont, CO 80501

Billing Information:
Same as Address

Pres
 Chk

Analysis / Container / Preservative

Chain of Custody Page **2** of **2**



12065 Lebanon Rd
 Mount Juliet, TN 37122
 Phone: 615-758-5858
 Phone: 800-767-5859
 Fax: 615-758-5859



Report to:
Michael J. Skridulis

Email To:
mike.skridulis@terracon.com

Project Description:
City of Longmont Annual GW Quality Monitoring

City/State Collected: **Longmont, CO** Please Circle: PT MT CT ET

Phone: **303-454-5249**

Client Project #
22217000

Lab Project #

Collected by (print):
Charles A. Covington

Site/Facility ID #

P.O. #

Collected by (signature):

Rush? (Lab MUST Be Notified)

Quote #

Immediately Packed on Ice N Y

Same Day Five Day
 Next Day 5 Day (Rad Only)
 Two Day 10 Day (Rad Only)
 Three Day

Date Results Needed

STANDARD

No. of
 Cntrs

Sample ID	Comp/Grab	Matrix*	Depth	Date	Time	No. of Cntrs	BTEX8260 (2) 40ml Amber w/HCl	RSK-175 (2) 40ml Amber w/HCl	CO2 - 125ml HDPE No Pres	Cl, SO4 - 250ml HDPE No Pres	TDS - 250ml HDPE No Pres									
E6W-MW02	Grab	GW	-	6/17/21	1120	7	X	X	X	X	X									
E6W-MW03	Grab	GW	-	6/17/21	1030	7	X	X	X	X	X									
DM1-MW01	Grab	GW	-	6/17/21	1150	7	X	X	X	X	X									
DM1-MW02	Grab	GW	-	6/17/21	1230	7	X	X	X	X	X									
DM1-MW03	Grab	GW	-	6/17/21	1320	7	X	X	X	X	X									

SDG # **U1368338**

Table #

Acctnum: **TERRALCO**

Template:

Prelogin:

PM: **Chris Ward**

PB:

Shipped Via:

Remarks Sample # (lab only)

* Matrix:
 SS - Soil AIR - Air F - Filter
 GW - Groundwater B - Bioassay
 WW - WasteWater
 DW - Drinking Water
 OT - Other

Remarks:

pH _____ Temp _____

Flow _____ Other _____

Sample Receipt Checklist

COC Seal Present/Intact: Y N
 COC Signed/Accurate: Y N
 Bottles arrive intact: Y N
 Correct bottles used: Y N
 Sufficient volume sent: Y N
 If Applicable
 VOA Zero Headspace: Y N
 Preservation Correct/Checked: Y N
 RAD Screen <0.5 mR/hr: Y N

Samples returned via:

UPS FedEx Courier

Tracking # **5117 4430 2217**

Relinquished by: (Signature)

Date:

6/17/21

Time:

1700

Received by: (Signature)

FEDEX

Trip Blank Received: Yes / No
 HCL / MeOH
 TBR

Relinquished by: (Signature)

Date:

Time:

Received by: (Signature)

Temp: _____ °C Bottles Received: **91**

Relinquished by: (Signature)

Date:

Time:

Received for lab by: (Signature)

Jasmine Juega

Date: **6/18/21** Time: **900**

Hold:


Condition:
 NCF **1 OK**

Terracon Consultants, Inc - Longmont, CO

Sample Delivery Group: L1371217
Samples Received: 06/25/2021
Project Number: 22217000
Description: City of Longmont Annual GW Quality Monitoring

Report To: Michael Skridulis
1242 Bramwood Place
Longmont, CO 80501

Entire Report Reviewed By:



Chris Ward
Project Manager

Results relate only to the items tested or calibrated and are reported as rounded values. This test report shall not be reproduced, except in full, without written approval of the laboratory. Where applicable, sampling conducted by Pace Analytical National is performed per guidance provided in laboratory standard operating procedures ENV-SOP-MTJL-0067 and ENV-SOP-MTJL-0068. Where sampling conducted by the customer, results relate to the accuracy of the information provided, and as the samples are received.

Pace Analytical National12065 Lebanon Rd Mount Juliet, TN 37122 615-758-5858 800-767-5859 www.pacenational.com

TABLE OF CONTENTS

Cp: Cover Page	1
Tc: Table of Contents	2
Ss: Sample Summary	3
Cn: Case Narrative	6
Sr: Sample Results	7
GM1-MW01 L1371217-01	7
GM1-MW02 L1371217-02	8
GM1-MW03 L1371217-03	9
SGU-MW01 L1371217-04	10
SGU-MW02 L1371217-05	11
SGU-MW03 L1371217-06	12
SGU-MW06 L1371217-07	13
SGU-MW07 L1371217-08	14
E6W-MW01 L1371217-09	15
LM8-MW01 L1371217-10	16
LM8-MW02 L1371217-11	17
LM8-MW03 L1371217-12	18
Qc: Quality Control Summary	19
Gravimetric Analysis by Method 2540 C-2011	19
Wet Chemistry by Method 4500CO2 D-2011	24
Wet Chemistry by Method 9056A	25
Volatile Organic Compounds (GC) by Method RSK175	27
Volatile Organic Compounds (GC/MS) by Method 8260B	29
Gl: Glossary of Terms	30
Al: Accreditations & Locations	31
Sc: Sample Chain of Custody	32

¹ Cp
² Tc
³ Ss
⁴ Cn
⁵ Sr
⁶ Qc
⁷ Gl
⁸ Al
⁹ Sc

SAMPLE SUMMARY

GM1-MW01 L1371217-01 GW

Collected by Charles A Covington Collected date/time 06/21/21 13:10 Received date/time 06/25/21 09:00

Method	Batch	Dilution	Preparation date/time	Analysis date/time	Analyst	Location
Gravimetric Analysis by Method 2540 C-2011	WG1695666	1	06/26/21 10:12	06/26/21 11:24	MMF	Mt. Juliet, TN
Wet Chemistry by Method 4500CO2 D-2011	WG1696753	1	06/29/21 07:15	06/29/21 07:15	ARD	Mt. Juliet, TN
Wet Chemistry by Method 9056A	WG1695778	10	06/26/21 18:55	06/26/21 18:55	ST	Mt. Juliet, TN
Volatile Organic Compounds (GC) by Method RSK175	WG1698401	1	07/02/21 11:09	07/02/21 11:09	DAH	Mt. Juliet, TN
Volatile Organic Compounds (GC/MS) by Method 8260B	WG1697333	1	06/30/21 20:19	06/30/21 20:19	JCP	Mt. Juliet, TN



GM1-MW02 L1371217-02 GW

Collected by Charles A Covington Collected date/time 06/21/21 13:45 Received date/time 06/25/21 09:00

Method	Batch	Dilution	Preparation date/time	Analysis date/time	Analyst	Location
Gravimetric Analysis by Method 2540 C-2011	WG1695666	1	06/26/21 10:12	06/26/21 11:24	MMF	Mt. Juliet, TN
Wet Chemistry by Method 4500CO2 D-2011	WG1696753	1	06/29/21 07:42	06/29/21 07:42	ARD	Mt. Juliet, TN
Wet Chemistry by Method 9056A	WG1695778	10	06/26/21 19:13	06/26/21 19:13	ST	Mt. Juliet, TN
Volatile Organic Compounds (GC) by Method RSK175	WG1698401	1	07/02/21 11:11	07/02/21 11:11	DAH	Mt. Juliet, TN
Volatile Organic Compounds (GC/MS) by Method 8260B	WG1697333	1	06/30/21 22:11	06/30/21 22:11	JCP	Mt. Juliet, TN



GM1-MW03 L1371217-03 GW

Collected by Charles A Covington Collected date/time 06/21/21 14:20 Received date/time 06/25/21 09:00

Method	Batch	Dilution	Preparation date/time	Analysis date/time	Analyst	Location
Gravimetric Analysis by Method 2540 C-2011	WG1695666	1	06/26/21 10:12	06/26/21 11:24	MMF	Mt. Juliet, TN
Wet Chemistry by Method 4500CO2 D-2011	WG1696753	1	06/29/21 07:47	06/29/21 07:47	ARD	Mt. Juliet, TN
Wet Chemistry by Method 9056A	WG1695778	20	06/26/21 19:32	06/26/21 19:32	ST	Mt. Juliet, TN
Volatile Organic Compounds (GC) by Method RSK175	WG1698401	1	07/02/21 11:26	07/02/21 11:26	DAH	Mt. Juliet, TN
Volatile Organic Compounds (GC/MS) by Method 8260B	WG1697333	1	06/30/21 22:31	06/30/21 22:31	JCP	Mt. Juliet, TN



SGU-MW01 L1371217-04 GW

Collected by Charles A Covington Collected date/time 06/21/21 15:00 Received date/time 06/25/21 09:00

Method	Batch	Dilution	Preparation date/time	Analysis date/time	Analyst	Location
Gravimetric Analysis by Method 2540 C-2011	WG1695666	1	06/26/21 10:12	06/26/21 11:24	MMF	Mt. Juliet, TN
Wet Chemistry by Method 4500CO2 D-2011	WG1696753	1	06/29/21 07:56	06/29/21 07:56	ARD	Mt. Juliet, TN
Wet Chemistry by Method 9056A	WG1695778	10	06/26/21 19:50	06/26/21 19:50	ST	Mt. Juliet, TN
Volatile Organic Compounds (GC) by Method RSK175	WG1698401	1	07/02/21 11:35	07/02/21 11:35	DAH	Mt. Juliet, TN
Volatile Organic Compounds (GC/MS) by Method 8260B	WG1697333	1	06/30/21 22:51	06/30/21 22:51	JCP	Mt. Juliet, TN

SGU-MW02 L1371217-05 GW

Collected by Charles A Covington Collected date/time 06/21/21 16:30 Received date/time 06/25/21 09:00

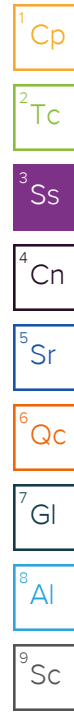
Method	Batch	Dilution	Preparation date/time	Analysis date/time	Analyst	Location
Gravimetric Analysis by Method 2540 C-2011	WG1695666	1	06/26/21 10:12	06/26/21 11:24	MMF	Mt. Juliet, TN
Wet Chemistry by Method 4500CO2 D-2011	WG1696753	1	06/29/21 08:01	06/29/21 08:01	ARD	Mt. Juliet, TN
Wet Chemistry by Method 9056A	WG1695778	10	06/26/21 20:09	06/26/21 20:09	ST	Mt. Juliet, TN
Volatile Organic Compounds (GC) by Method RSK175	WG1698401	1	07/02/21 12:04	07/02/21 12:04	DAH	Mt. Juliet, TN
Volatile Organic Compounds (GC/MS) by Method 8260B	WG1697333	1	06/30/21 23:11	06/30/21 23:11	JCP	Mt. Juliet, TN

SAMPLE SUMMARY

SGU-MW03 L1371217-06 GW

Collected by Charles A Covington Collected date/time 06/21/21 15:30 Received date/time 06/25/21 09:00

Method	Batch	Dilution	Preparation date/time	Analysis date/time	Analyst	Location
Gravimetric Analysis by Method 2540 C-2011	WG1695666	1	06/26/21 10:12	06/26/21 11:24	MMF	Mt. Juliet, TN
Wet Chemistry by Method 4500CO2 D-2011	WG1696753	1	06/29/21 08:05	06/29/21 08:05	ARD	Mt. Juliet, TN
Wet Chemistry by Method 9056A	WG1695778	10	06/26/21 20:27	06/26/21 20:27	ST	Mt. Juliet, TN
Volatile Organic Compounds (GC) by Method RSK175	WG1698401	1	07/02/21 13:09	07/02/21 13:09	DAH	Mt. Juliet, TN
Volatile Organic Compounds (GC/MS) by Method 8260B	WG1697333	1	06/30/21 23:31	06/30/21 23:31	JCP	Mt. Juliet, TN



SGU-MW06 L1371217-07 GW

Collected by Charles A Covington Collected date/time 06/21/21 16:00 Received date/time 06/25/21 09:00

Method	Batch	Dilution	Preparation date/time	Analysis date/time	Analyst	Location
Gravimetric Analysis by Method 2540 C-2011	WG1695666	1	06/26/21 10:12	06/26/21 11:24	MMF	Mt. Juliet, TN
Wet Chemistry by Method 4500CO2 D-2011	WG1696753	1	06/29/21 08:10	06/29/21 08:10	ARD	Mt. Juliet, TN
Wet Chemistry by Method 9056A	WG1695778	5	06/26/21 20:45	06/26/21 20:45	ST	Mt. Juliet, TN
Volatile Organic Compounds (GC) by Method RSK175	WG1698401	1	07/02/21 13:14	07/02/21 13:14	DAH	Mt. Juliet, TN
Volatile Organic Compounds (GC/MS) by Method 8260B	WG1697333	1	06/30/21 23:51	06/30/21 23:51	JCP	Mt. Juliet, TN

SGU-MW07 L1371217-08 GW

Collected by Charles A Covington Collected date/time 06/21/21 17:00 Received date/time 06/25/21 09:00

Method	Batch	Dilution	Preparation date/time	Analysis date/time	Analyst	Location
Gravimetric Analysis by Method 2540 C-2011	WG1695666	1	06/26/21 10:12	06/26/21 11:24	MMF	Mt. Juliet, TN
Wet Chemistry by Method 4500CO2 D-2011	WG1696753	1	06/29/21 08:18	06/29/21 08:18	ARD	Mt. Juliet, TN
Wet Chemistry by Method 9056A	WG1695778	1	06/26/21 21:41	06/26/21 21:41	ST	Mt. Juliet, TN
Volatile Organic Compounds (GC) by Method RSK175	WG1698401	1	07/02/21 13:20	07/02/21 13:20	DAH	Mt. Juliet, TN
Volatile Organic Compounds (GC/MS) by Method 8260B	WG1697333	1	07/01/21 00:11	07/01/21 00:11	JCP	Mt. Juliet, TN

E6W-MW01 L1371217-09 GW

Collected by Charles A Covington Collected date/time 06/23/21 11:45 Received date/time 06/25/21 09:00

Method	Batch	Dilution	Preparation date/time	Analysis date/time	Analyst	Location
Gravimetric Analysis by Method 2540 C-2011	WG1698222	1	06/30/21 20:07	06/30/21 20:54	VRP	Mt. Juliet, TN
Wet Chemistry by Method 4500CO2 D-2011	WG1696753	1	06/29/21 08:22	06/29/21 08:22	ARD	Mt. Juliet, TN
Wet Chemistry by Method 9056A	WG1695778	10	06/26/21 22:39	06/26/21 22:39	ST	Mt. Juliet, TN
Volatile Organic Compounds (GC) by Method RSK175	WG1698401	1	07/02/21 13:24	07/02/21 13:24	DAH	Mt. Juliet, TN
Volatile Organic Compounds (GC/MS) by Method 8260B	WG1697333	1	07/01/21 00:30	07/01/21 00:30	JCP	Mt. Juliet, TN

LM8-MW01 L1371217-10 GW

Collected by Charles A Covington Collected date/time 06/23/21 13:10 Received date/time 06/25/21 09:00

Method	Batch	Dilution	Preparation date/time	Analysis date/time	Analyst	Location
Gravimetric Analysis by Method 2540 C-2011	WG1697728	1	06/30/21 14:49	06/30/21 15:32	VRP	Mt. Juliet, TN
Wet Chemistry by Method 4500CO2 D-2011	WG1696753	1	06/29/21 08:37	06/29/21 08:37	ARD	Mt. Juliet, TN
Wet Chemistry by Method 9056A	WG1695778	10	06/26/21 22:57	06/26/21 22:57	ST	Mt. Juliet, TN
Wet Chemistry by Method 9056A	WG1695778	100	06/26/21 23:16	06/26/21 23:16	ST	Mt. Juliet, TN
Volatile Organic Compounds (GC) by Method RSK175	WG1698401	1	07/02/21 13:28	07/02/21 13:28	DAH	Mt. Juliet, TN
Volatile Organic Compounds (GC/MS) by Method 8260B	WG1697333	1	07/01/21 00:50	07/01/21 00:50	JCP	Mt. Juliet, TN

SAMPLE SUMMARY

LM8-MW02 L1371217-11 GW

Collected by Charles A Covington Collected date/time 06/23/21 12:30 Received date/time 06/25/21 09:00

Method	Batch	Dilution	Preparation date/time	Analysis date/time	Analyst	Location
Gravimetric Analysis by Method 2540 C-2011	WG1697725	1	06/30/21 13:48	06/30/21 14:45	KAB	Mt. Juliet, TN
Wet Chemistry by Method 4500CO2 D-2011	WG1696753	1	06/29/21 08:42	06/29/21 08:42	ARD	Mt. Juliet, TN
Wet Chemistry by Method 9056A	WG1695778	10	06/26/21 23:34	06/26/21 23:34	ST	Mt. Juliet, TN
Wet Chemistry by Method 9056A	WG1695778	100	06/26/21 23:52	06/26/21 23:52	ST	Mt. Juliet, TN
Volatile Organic Compounds (GC) by Method RSK175	WG1699032	1	07/02/21 14:23	07/02/21 14:23	DAH	Mt. Juliet, TN
Volatile Organic Compounds (GC/MS) by Method 8260B	WG1697333	1	07/01/21 01:10	07/01/21 01:10	JCP	Mt. Juliet, TN

1
Cp

2
Tc

3
Ss

4
Cn

LM8-MW03 L1371217-12 GW

Collected by Charles A Covington Collected date/time 06/23/21 13:50 Received date/time 06/25/21 09:00

Method	Batch	Dilution	Preparation date/time	Analysis date/time	Analyst	Location
Gravimetric Analysis by Method 2540 C-2011	WG1697733	1	06/30/21 15:35	06/30/21 16:28	VRP	Mt. Juliet, TN
Wet Chemistry by Method 4500CO2 D-2011	WG1696753	1	06/29/21 08:44	06/29/21 08:44	ARD	Mt. Juliet, TN
Wet Chemistry by Method 9056A	WG1695778	10	06/27/21 00:11	06/27/21 00:11	ST	Mt. Juliet, TN
Wet Chemistry by Method 9056A	WG1695778	100	06/27/21 00:29	06/27/21 00:29	ST	Mt. Juliet, TN
Volatile Organic Compounds (GC) by Method RSK175	WG1699032	1	07/02/21 14:26	07/02/21 14:26	DAH	Mt. Juliet, TN
Volatile Organic Compounds (GC/MS) by Method 8260B	WG1697333	1	07/01/21 01:30	07/01/21 01:30	JCP	Mt. Juliet, TN

5
Sr

6
Qc

7
Gl

8
Al

9
Sc

CASE NARRATIVE

All sample aliquots were received at the correct temperature, in the proper containers, with the appropriate preservatives, and within method specified holding times, unless qualified or notated within the report. Where applicable, all MDL (LOD) and RDL (LOQ) values reported for environmental samples have been corrected for the dilution factor used in the analysis. All Method and Batch Quality Control are within established criteria except where addressed in this case narrative, a non-conformance form or properly qualified within the sample results. By my digital signature below, I affirm to the best of my knowledge, all problems/anomalies observed by the laboratory as having the potential to affect the quality of the data have been identified by the laboratory, and no information or data have been knowingly withheld that would affect the quality of the data.



Chris Ward
Project Manager

¹ Cp

² Tc

³ Ss

⁴ Cn

⁵ Sr

⁶ Qc

⁷ Gl

⁸ Al

⁹ Sc

Gravimetric Analysis by Method 2540 C-2011

Analyte	Result	Qualifier	RDL	Dilution	Analysis date / time	Batch
Dissolved Solids	796		13.3	1	06/26/2021 11:24	WG1695666

Wet Chemistry by Method 4500CO2 D-2011

Analyte	Result	Qualifier	RDL	Dilution	Analysis date / time	Batch
Free Carbon Dioxide	23.5	B T8	20.0	1	06/29/2021 07:15	WG1696753

Sample Narrative:

L1371217-01 WG1696753: Endpoint pH 4.5

Wet Chemistry by Method 9056A

Analyte	Result	Qualifier	RDL	Dilution	Analysis date / time	Batch
Chloride	19.0	B	10.0	10	06/26/2021 18:55	WG1695778
Sulfate	307		50.0	10	06/26/2021 18:55	WG1695778

Volatile Organic Compounds (GC) by Method RSK175

Analyte	Result	Qualifier	RDL	Dilution	Analysis date / time	Batch
Methane	ND		0.0100	1	07/02/2021 11:09	WG1698401
Ethane	ND		0.0130	1	07/02/2021 11:09	WG1698401
Ethene	ND		0.0130	1	07/02/2021 11:09	WG1698401
Acetylene	ND		0.0208	1	07/02/2021 11:09	WG1698401

Volatile Organic Compounds (GC/MS) by Method 8260B

Analyte	Result	Qualifier	RDL	Dilution	Analysis date / time	Batch
Benzene	ND		0.00100	1	06/30/2021 20:19	WG1697333
Toluene	ND		0.00100	1	06/30/2021 20:19	WG1697333
Ethylbenzene	ND		0.00100	1	06/30/2021 20:19	WG1697333
Total Xylenes	ND		0.00300	1	06/30/2021 20:19	WG1697333
(S) Toluene-d8	110		80.0-120		06/30/2021 20:19	WG1697333
(S) 4-Bromofluorobenzene	104		77.0-126		06/30/2021 20:19	WG1697333
(S) 1,2-Dichloroethane-d4	80.9		70.0-130		06/30/2021 20:19	WG1697333

1 Cp

2 Tc

3 Ss

4 Cn

5 Sr

6 Qc

7 Gl

8 Al

9 Sc

Gravimetric Analysis by Method 2540 C-2011

Analyte	Result	Qualifier	RDL	Dilution	Analysis date / time	Batch
Dissolved Solids	924		20.0	1	06/26/2021 11:24	WG1695666

Wet Chemistry by Method 4500CO2 D-2011

Analyte	Result	Qualifier	RDL	Dilution	Analysis date / time	Batch
Free Carbon Dioxide	ND	<u>T8</u>	20.0	1	06/29/2021 07:42	WG1696753

Sample Narrative:

L1371217-02 WG1696753: Endpoint pH 4.5

Wet Chemistry by Method 9056A

Analyte	Result	Qualifier	RDL	Dilution	Analysis date / time	Batch
Chloride	24.1	<u>B</u>	10.0	10	06/26/2021 19:13	WG1695778
Sulfate	396		50.0	10	06/26/2021 19:13	WG1695778

Volatile Organic Compounds (GC) by Method RSK175

Analyte	Result	Qualifier	RDL	Dilution	Analysis date / time	Batch
Methane	ND		0.0100	1	07/02/2021 11:11	WG1698401
Ethane	ND		0.0130	1	07/02/2021 11:11	WG1698401
Ethene	ND		0.0130	1	07/02/2021 11:11	WG1698401
Acetylene	ND		0.0208	1	07/02/2021 11:11	WG1698401

Volatile Organic Compounds (GC/MS) by Method 8260B

Analyte	Result	Qualifier	RDL	Dilution	Analysis date / time	Batch
Benzene	ND		0.00100	1	06/30/2021 22:11	WG1697333
Toluene	ND		0.00100	1	06/30/2021 22:11	WG1697333
Ethylbenzene	ND		0.00100	1	06/30/2021 22:11	WG1697333
Total Xylenes	ND		0.00300	1	06/30/2021 22:11	WG1697333
(S) Toluene-d8	112		80.0-120		06/30/2021 22:11	WG1697333
(S) 4-Bromofluorobenzene	107		77.0-126		06/30/2021 22:11	WG1697333
(S) 1,2-Dichloroethane-d4	83.5		70.0-130		06/30/2021 22:11	WG1697333

1 Cp

2 Tc

3 Ss

4 Cn

5 Sr

6 Qc

7 Gl

8 Al

9 Sc

Gravimetric Analysis by Method 2540 C-2011

Analyte	Result	Qualifier	RDL	Dilution	Analysis date / time	Batch
Dissolved Solids	1010		20.0	1	06/26/2021 11:24	WG1695666

Wet Chemistry by Method 4500CO2 D-2011

Analyte	Result	Qualifier	RDL	Dilution	Analysis date / time	Batch
Free Carbon Dioxide	ND	<u>T8</u>	20.0	1	06/29/2021 07:47	WG1696753

Sample Narrative:

L1371217-03 WG1696753: Endpoint pH 4.5

Wet Chemistry by Method 9056A

Analyte	Result	Qualifier	RDL	Dilution	Analysis date / time	Batch
Chloride	22.9	<u>B</u>	20.0	20	06/26/2021 19:32	WG1695778
Sulfate	499		100	20	06/26/2021 19:32	WG1695778

Volatile Organic Compounds (GC) by Method RSK175

Analyte	Result	Qualifier	RDL	Dilution	Analysis date / time	Batch
Methane	ND		0.0100	1	07/02/2021 11:26	WG1698401
Ethane	ND		0.0130	1	07/02/2021 11:26	WG1698401
Ethene	ND		0.0130	1	07/02/2021 11:26	WG1698401
Acetylene	ND		0.0208	1	07/02/2021 11:26	WG1698401

Volatile Organic Compounds (GC/MS) by Method 8260B

Analyte	Result	Qualifier	RDL	Dilution	Analysis date / time	Batch
Benzene	ND		0.00100	1	06/30/2021 22:31	WG1697333
Toluene	ND		0.00100	1	06/30/2021 22:31	WG1697333
Ethylbenzene	ND		0.00100	1	06/30/2021 22:31	WG1697333
Total Xylenes	ND		0.00300	1	06/30/2021 22:31	WG1697333
(S) Toluene-d8	109		80.0-120		06/30/2021 22:31	WG1697333
(S) 4-Bromofluorobenzene	104		77.0-126		06/30/2021 22:31	WG1697333
(S) 1,2-Dichloroethane-d4	81.8		70.0-130		06/30/2021 22:31	WG1697333

1 Cp

2 Tc

3 Ss

4 Cn

5 Sr

6 Qc

7 Gl

8 Al

9 Sc

Gravimetric Analysis by Method 2540 C-2011

Analyte	Result	Qualifier	RDL	Dilution	Analysis date / time	Batch
Dissolved Solids	768		13.3	1	06/26/2021 11:24	WG1695666

Wet Chemistry by Method 4500CO2 D-2011

Analyte	Result	Qualifier	RDL	Dilution	Analysis date / time	Batch
Free Carbon Dioxide	ND	<u>T8</u>	20.0	1	06/29/2021 07:56	WG1696753

Sample Narrative:

L1371217-04 WG1696753: Endpoint pH 4.5

Wet Chemistry by Method 9056A

Analyte	Result	Qualifier	RDL	Dilution	Analysis date / time	Batch
Chloride	39.3	<u>B</u>	10.0	10	06/26/2021 19:50	WG1695778
Sulfate	182		50.0	10	06/26/2021 19:50	WG1695778

Volatile Organic Compounds (GC) by Method RSK175

Analyte	Result	Qualifier	RDL	Dilution	Analysis date / time	Batch
Methane	ND		0.0100	1	07/02/2021 11:35	WG1698401
Ethane	ND		0.0130	1	07/02/2021 11:35	WG1698401
Ethene	ND		0.0130	1	07/02/2021 11:35	WG1698401
Acetylene	ND		0.0208	1	07/02/2021 11:35	WG1698401

Volatile Organic Compounds (GC/MS) by Method 8260B

Analyte	Result	Qualifier	RDL	Dilution	Analysis date / time	Batch
Benzene	ND		0.00100	1	06/30/2021 22:51	WG1697333
Toluene	ND		0.00100	1	06/30/2021 22:51	WG1697333
Ethylbenzene	ND		0.00100	1	06/30/2021 22:51	WG1697333
Total Xylenes	ND		0.00300	1	06/30/2021 22:51	WG1697333
(S) Toluene-d8	108		80.0-120		06/30/2021 22:51	WG1697333
(S) 4-Bromofluorobenzene	105		77.0-126		06/30/2021 22:51	WG1697333
(S) 1,2-Dichloroethane-d4	84.1		70.0-130		06/30/2021 22:51	WG1697333

1 Cp

2 Tc

3 Ss

4 Cn

5 Sr

6 Qc

7 Gl

8 Al

9 Sc

Gravimetric Analysis by Method 2540 C-2011

Analyte	Result	Qualifier	RDL	Dilution	Analysis date / time	Batch
Dissolved Solids	835		13.3	1	06/26/2021 11:24	WG1695666

Wet Chemistry by Method 4500CO2 D-2011

Analyte	Result	Qualifier	RDL	Dilution	Analysis date / time	Batch
Free Carbon Dioxide	ND	<u>T8</u>	20.0	1	06/29/2021 08:01	WG1696753

Sample Narrative:

L1371217-05 WG1696753: Endpoint pH 4.5

Wet Chemistry by Method 9056A

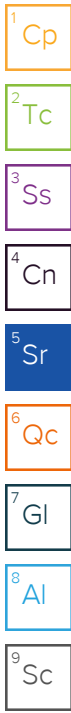
Analyte	Result	Qualifier	RDL	Dilution	Analysis date / time	Batch
Chloride	60.2		10.0	10	06/26/2021 20:09	WG1695778
Sulfate	211		50.0	10	06/26/2021 20:09	WG1695778

Volatile Organic Compounds (GC) by Method RSK175

Analyte	Result	Qualifier	RDL	Dilution	Analysis date / time	Batch
Methane	ND		0.0100	1	07/02/2021 12:04	WG1698401
Ethane	ND		0.0130	1	07/02/2021 12:04	WG1698401
Ethene	ND		0.0130	1	07/02/2021 12:04	WG1698401
Acetylene	ND		0.0208	1	07/02/2021 12:04	WG1698401

Volatile Organic Compounds (GC/MS) by Method 8260B

Analyte	Result	Qualifier	RDL	Dilution	Analysis date / time	Batch
Benzene	ND		0.00100	1	06/30/2021 23:11	WG1697333
Toluene	ND		0.00100	1	06/30/2021 23:11	WG1697333
Ethylbenzene	ND		0.00100	1	06/30/2021 23:11	WG1697333
Total Xylenes	ND		0.00300	1	06/30/2021 23:11	WG1697333
(S) Toluene-d8	109		80.0-120		06/30/2021 23:11	WG1697333
(S) 4-Bromofluorobenzene	104		77.0-126		06/30/2021 23:11	WG1697333
(S) 1,2-Dichloroethane-d4	80.8		70.0-130		06/30/2021 23:11	WG1697333



Gravimetric Analysis by Method 2540 C-2011

Analyte	Result	Qualifier	RDL	Dilution	Analysis date / time	Batch
Dissolved Solids	917		13.3	1	06/26/2021 11:24	WG1695666

Wet Chemistry by Method 4500CO2 D-2011

Analyte	Result	Qualifier	RDL	Dilution	Analysis date / time	Batch
Free Carbon Dioxide	ND	<u>T8</u>	20.0	1	06/29/2021 08:05	WG1696753

Sample Narrative:

L1371217-06 WG1696753: Endpoint pH 4.5

Wet Chemistry by Method 9056A


Analyte	Result	Qualifier	RDL	Dilution	Analysis date / time	Batch
Chloride	56.9		10.0	10	06/26/2021 20:27	WG1695778
Sulfate	272		50.0	10	06/26/2021 20:27	WG1695778

Volatile Organic Compounds (GC) by Method RSK175

Analyte	Result	Qualifier	RDL	Dilution	Analysis date / time	Batch
Methane	ND		0.0100	1	07/02/2021 13:09	WG1698401
Ethane	ND		0.0130	1	07/02/2021 13:09	WG1698401
Ethene	ND		0.0130	1	07/02/2021 13:09	WG1698401
Acetylene	ND		0.0208	1	07/02/2021 13:09	WG1698401

Volatile Organic Compounds (GC/MS) by Method 8260B

Analyte	Result	Qualifier	RDL	Dilution	Analysis date / time	Batch
Benzene	ND		0.00100	1	06/30/2021 23:31	WG1697333
Toluene	ND		0.00100	1	06/30/2021 23:31	WG1697333
Ethylbenzene	ND		0.00100	1	06/30/2021 23:31	WG1697333
Total Xylenes	ND		0.00300	1	06/30/2021 23:31	WG1697333
(S) Toluene-d8	110		80.0-120		06/30/2021 23:31	WG1697333
(S) 4-Bromofluorobenzene	105		77.0-126		06/30/2021 23:31	WG1697333
(S) 1,2-Dichloroethane-d4	83.0		70.0-130		06/30/2021 23:31	WG1697333



Gravimetric Analysis by Method 2540 C-2011

Analyte	Result	Qualifier	RDL	Dilution	Analysis date / time	Batch
Dissolved Solids	928		20.0	1	06/26/2021 11:24	WG1695666

Wet Chemistry by Method 4500CO2 D-2011

Analyte	Result	Qualifier	RDL	Dilution	Analysis date / time	Batch
Free Carbon Dioxide	29.7	B T8	20.0	1	06/29/2021 08:10	WG1696753

Sample Narrative:

L1371217-07 WG1696753: Endpoint pH 4.5

Wet Chemistry by Method 9056A

Analyte	Result	Qualifier	RDL	Dilution	Analysis date / time	Batch
Chloride	50.1		5.00	5	06/26/2021 20:45	WG1695778
Sulfate	265		25.0	5	06/26/2021 20:45	WG1695778

Volatile Organic Compounds (GC) by Method RSK175

Analyte	Result	Qualifier	RDL	Dilution	Analysis date / time	Batch
Methane	ND		0.0100	1	07/02/2021 13:14	WG1698401
Ethane	ND		0.0130	1	07/02/2021 13:14	WG1698401
Ethene	ND		0.0130	1	07/02/2021 13:14	WG1698401
Acetylene	ND		0.0208	1	07/02/2021 13:14	WG1698401

Volatile Organic Compounds (GC/MS) by Method 8260B

Analyte	Result	Qualifier	RDL	Dilution	Analysis date / time	Batch
Benzene	ND		0.00100	1	06/30/2021 23:51	WG1697333
Toluene	ND		0.00100	1	06/30/2021 23:51	WG1697333
Ethylbenzene	ND		0.00100	1	06/30/2021 23:51	WG1697333
Total Xylenes	ND		0.00300	1	06/30/2021 23:51	WG1697333
(S) Toluene-d8	109		80.0-120		06/30/2021 23:51	WG1697333
(S) 4-Bromofluorobenzene	103		77.0-126		06/30/2021 23:51	WG1697333
(S) 1,2-Dichloroethane-d4	84.7		70.0-130		06/30/2021 23:51	WG1697333

1 Cp

2 Tc

3 Ss

4 Cn

5 Sr

6 Qc

7 Gl

8 Al

9 Sc

Gravimetric Analysis by Method 2540 C-2011

Analyte	Result	Qualifier	RDL	Dilution	Analysis date / time	Batch
Dissolved Solids	474		10.0	1	06/26/2021 11:24	WG1695666

Wet Chemistry by Method 4500CO2 D-2011

Analyte	Result	Qualifier	RDL	Dilution	Analysis date / time	Batch
Free Carbon Dioxide	ND	<u>T8</u>	20.0	1	06/29/2021 08:18	WG1696753

Sample Narrative:

L1371217-08 WG1696753: Endpoint pH 4.5

Wet Chemistry by Method 9056A

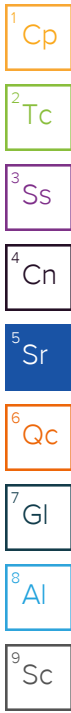
Analyte	Result	Qualifier	RDL	Dilution	Analysis date / time	Batch
Chloride	37.9		1.00	1	06/26/2021 21:41	WG1695778
Sulfate	79.6		5.00	1	06/26/2021 21:41	WG1695778

Volatile Organic Compounds (GC) by Method RSK175

Analyte	Result	Qualifier	RDL	Dilution	Analysis date / time	Batch
Methane	0.0247		0.0100	1	07/02/2021 13:20	WG1698401
Ethane	ND		0.0130	1	07/02/2021 13:20	WG1698401
Ethene	ND		0.0130	1	07/02/2021 13:20	WG1698401
Acetylene	ND		0.0208	1	07/02/2021 13:20	WG1698401

Volatile Organic Compounds (GC/MS) by Method 8260B

Analyte	Result	Qualifier	RDL	Dilution	Analysis date / time	Batch
Benzene	ND		0.00100	1	07/01/2021 00:11	WG1697333
Toluene	ND		0.00100	1	07/01/2021 00:11	WG1697333
Ethylbenzene	ND		0.00100	1	07/01/2021 00:11	WG1697333
Total Xylenes	ND		0.00300	1	07/01/2021 00:11	WG1697333
(S) Toluene-d8	109		80.0-120		07/01/2021 00:11	WG1697333
(S) 4-Bromofluorobenzene	100		77.0-126		07/01/2021 00:11	WG1697333
(S) 1,2-Dichloroethane-d4	86.7		70.0-130		07/01/2021 00:11	WG1697333



Gravimetric Analysis by Method 2540 C-2011

Analyte	Result	Qualifier	RDL	Dilution	Analysis date / time	Batch
Dissolved Solids	1290	<u>J3</u>	20.0	1	06/30/2021 20:54	WG1698222

Wet Chemistry by Method 4500CO2 D-2011

Analyte	Result	Qualifier	RDL	Dilution	Analysis date / time	Batch
Free Carbon Dioxide	ND	<u>T8</u>	20.0	1	06/29/2021 08:22	WG1696753

Sample Narrative:

L1371217-09 WG1696753: Endpoint pH 4.5

Wet Chemistry by Method 9056A

Analyte	Result	Qualifier	RDL	Dilution	Analysis date / time	Batch
Chloride	38.6	<u>B</u>	10.0	10	06/26/2021 22:39	WG1695778
Sulfate	735		50.0	10	06/26/2021 22:39	WG1695778

Volatile Organic Compounds (GC) by Method RSK175

Analyte	Result	Qualifier	RDL	Dilution	Analysis date / time	Batch
Methane	ND		0.0100	1	07/02/2021 13:24	WG1698401
Ethane	ND		0.0130	1	07/02/2021 13:24	WG1698401
Ethene	ND		0.0130	1	07/02/2021 13:24	WG1698401
Acetylene	ND		0.0208	1	07/02/2021 13:24	WG1698401

Volatile Organic Compounds (GC/MS) by Method 8260B

Analyte	Result	Qualifier	RDL	Dilution	Analysis date / time	Batch
Benzene	ND		0.00100	1	07/01/2021 00:30	WG1697333
Toluene	ND		0.00100	1	07/01/2021 00:30	WG1697333
Ethylbenzene	ND		0.00100	1	07/01/2021 00:30	WG1697333
Total Xylenes	ND		0.00300	1	07/01/2021 00:30	WG1697333
(S) Toluene-d8	109		80.0-120		07/01/2021 00:30	WG1697333
(S) 4-Bromofluorobenzene	100		77.0-126		07/01/2021 00:30	WG1697333
(S) 1,2-Dichloroethane-d4	84.3		70.0-130		07/01/2021 00:30	WG1697333

1 Cp

2 Tc

3 Ss

4 Cn

5 Sr

6 Qc

7 Gl

8 Al

9 Sc

Gravimetric Analysis by Method 2540 C-2011

Analyte	Result	Qualifier	RDL	Dilution	Analysis date / time	Batch
Dissolved Solids	4140		50.0	1	06/30/2021 15:32	WG1697728

Wet Chemistry by Method 4500CO2 D-2011

Analyte	Result	Qualifier	RDL	Dilution	Analysis date / time	Batch
Free Carbon Dioxide	ND	T8	20.0	1	06/29/2021 08:37	WG1696753

Sample Narrative:

L1371217-10 WG1696753: Endpoint pH 4.5

Wet Chemistry by Method 9056A

Analyte	Result	Qualifier	RDL	Dilution	Analysis date / time	Batch
Chloride	42.5		10.0	10	06/26/2021 22:57	WG1695778
Sulfate	2960		500	100	06/26/2021 23:16	WG1695778

Volatile Organic Compounds (GC) by Method RSK175

Analyte	Result	Qualifier	RDL	Dilution	Analysis date / time	Batch
Methane	ND		0.0100	1	07/02/2021 13:28	WG1698401
Ethane	ND		0.0130	1	07/02/2021 13:28	WG1698401
Ethene	ND		0.0130	1	07/02/2021 13:28	WG1698401
Acetylene	ND		0.0208	1	07/02/2021 13:28	WG1698401

Volatile Organic Compounds (GC/MS) by Method 8260B

Analyte	Result	Qualifier	RDL	Dilution	Analysis date / time	Batch
Benzene	ND		0.00100	1	07/01/2021 00:50	WG1697333
Toluene	ND		0.00100	1	07/01/2021 00:50	WG1697333
Ethylbenzene	ND		0.00100	1	07/01/2021 00:50	WG1697333
Total Xylenes	ND		0.00300	1	07/01/2021 00:50	WG1697333
(S) Toluene-d8	110		80.0-120		07/01/2021 00:50	WG1697333
(S) 4-Bromofluorobenzene	103		77.0-126		07/01/2021 00:50	WG1697333
(S) 1,2-Dichloroethane-d4	84.6		70.0-130		07/01/2021 00:50	WG1697333

1 Cp

2 Tc

3 Ss

4 Cn

5 Sr

6 Qc

7 Gl

8 Al

9 Sc

Gravimetric Analysis by Method 2540 C-2011

Analyte	Result	Qualifier	RDL	Dilution	Analysis date / time	Batch
Dissolved Solids	3580		50.0	1	06/30/2021 14:45	WG1697725

Wet Chemistry by Method 4500CO2 D-2011

Analyte	Result	Qualifier	RDL	Dilution	Analysis date / time	Batch
Free Carbon Dioxide	141	<u>T8</u>	20.0	1	06/29/2021 08:42	WG1696753

Sample Narrative:

L1371217-11 WG1696753: Endpoint pH 4.5

Wet Chemistry by Method 9056A

Analyte	Result	Qualifier	RDL	Dilution	Analysis date / time	Batch
Chloride	36.2	<u>B</u>	10.0	10	06/26/2021 23:34	WG1695778
Sulfate	2730		500	100	06/26/2021 23:52	WG1695778

Volatile Organic Compounds (GC) by Method RSK175

Analyte	Result	Qualifier	RDL	Dilution	Analysis date / time	Batch
Methane	ND		0.0100	1	07/02/2021 14:23	WG1699032
Ethane	ND		0.0130	1	07/02/2021 14:23	WG1699032
Ethene	ND		0.0130	1	07/02/2021 14:23	WG1699032
Acetylene	ND		0.0208	1	07/02/2021 14:23	WG1699032

Volatile Organic Compounds (GC/MS) by Method 8260B

Analyte	Result	Qualifier	RDL	Dilution	Analysis date / time	Batch
Benzene	ND		0.00100	1	07/01/2021 01:10	WG1697333
Toluene	ND		0.00100	1	07/01/2021 01:10	WG1697333
Ethylbenzene	ND		0.00100	1	07/01/2021 01:10	WG1697333
Total Xylenes	ND		0.00300	1	07/01/2021 01:10	WG1697333
(S) Toluene-d8	112		80.0-120		07/01/2021 01:10	WG1697333
(S) 4-Bromofluorobenzene	104		77.0-126		07/01/2021 01:10	WG1697333
(S) 1,2-Dichloroethane-d4	82.0		70.0-130		07/01/2021 01:10	WG1697333

1 Cp

2 Tc

3 Ss

4 Cn

5 Sr

6 Qc

7 Gl

8 Al

9 Sc

Gravimetric Analysis by Method 2540 C-2011

Analyte	Result	Qualifier	RDL	Dilution	Analysis date / time	Batch
Dissolved Solids	3510		50.0	1	06/30/2021 16:28	WG1697733

Wet Chemistry by Method 4500CO2 D-2011

Analyte	Result	Qualifier	RDL	Dilution	Analysis date / time	Batch
Free Carbon Dioxide	56.9	B T8	20.0	1	06/29/2021 08:44	WG1696753

Sample Narrative:

L1371217-12 WG1696753: Endpoint pH 4.5

Wet Chemistry by Method 9056A

Analyte	Result	Qualifier	RDL	Dilution	Analysis date / time	Batch
Chloride	38.6	B	10.0	10	06/27/2021 00:11	WG1695778
Sulfate	2740		500	100	06/27/2021 00:29	WG1695778

Volatile Organic Compounds (GC) by Method RSK175

Analyte	Result	Qualifier	RDL	Dilution	Analysis date / time	Batch
Methane	ND		0.0100	1	07/02/2021 14:26	WG1699032
Ethane	ND		0.0130	1	07/02/2021 14:26	WG1699032
Ethene	ND		0.0130	1	07/02/2021 14:26	WG1699032
Acetylene	ND		0.0208	1	07/02/2021 14:26	WG1699032

Volatile Organic Compounds (GC/MS) by Method 8260B

Analyte	Result	Qualifier	RDL	Dilution	Analysis date / time	Batch
Benzene	ND		0.00100	1	07/01/2021 01:30	WG1697333
Toluene	ND		0.00100	1	07/01/2021 01:30	WG1697333
Ethylbenzene	ND		0.00100	1	07/01/2021 01:30	WG1697333
Total Xylenes	ND		0.00300	1	07/01/2021 01:30	WG1697333
(S) Toluene-d8	111		80.0-120		07/01/2021 01:30	WG1697333
(S) 4-Bromofluorobenzene	100		77.0-126		07/01/2021 01:30	WG1697333
(S) 1,2-Dichloroethane-d4	84.3		70.0-130		07/01/2021 01:30	WG1697333

1 Cp

2 Tc

3 Ss

4 Cn

5 Sr

6 Qc

7 Gl

8 Al

9 Sc

Method Blank (MB)

(MB) R3673124-1 06/26/21 11:24

Analyte	MB Result	MB Qualifier	MB MDL	MB RDL
Dissolved Solids	U		10.0	10.0

¹Cp

²Tc

³Ss

L1368173-01 Original Sample (OS) • Duplicate (DUP)

(OS) L1368173-01 06/26/21 11:24 • (DUP) R3673124-3 06/26/21 11:24

Analyte	Original Result	DUP Result	Dilution	DUP RPD	DUP Qualifier	DUP RPD Limits
Dissolved Solids	942	950	1	0.846		5

⁴Cn

⁵Sr

⁶Qc

L1369639-01 Original Sample (OS) • Duplicate (DUP)

(OS) L1369639-01 06/26/21 11:24 • (DUP) R3673124-4 06/26/21 11:24

Analyte	Original Result	DUP Result	Dilution	DUP RPD	DUP Qualifier	DUP RPD Limits
Dissolved Solids	1580	1370	1	14.1	J3	5

⁷Gl

⁸Al

⁹Sc

Laboratory Control Sample (LCS)

(LCS) R3673124-2 06/26/21 11:24

Analyte	Spike Amount	LCS Result	LCS Rec.	Rec. Limits	LCS Qualifier
Dissolved Solids	8800	8800	100	77.4-123	

Method Blank (MB)

(MB) R3678181-1 06/30/21 14:45

Analyte	MB Result mg/l	<u>MB Qualifier</u>	MB MDL mg/l	MB RDL mg/l
Dissolved Solids	U		10.0	10.0

Laboratory Control Sample (LCS)

(LCS) R3678181-2 06/30/21 14:45

Analyte	Spike Amount mg/l	LCS Result mg/l	LCS Rec. %	Rec. Limits %	<u>LCS Qualifier</u>
Dissolved Solids	8800	8830	100	77.4-123	

¹Cp

²Tc

³Ss

⁴Cn

⁵Sr

⁶Qc

⁷Gl

⁸Al

⁹Sc

Method Blank (MB)

(MB) R3677720-1 06/30/21 15:32

Analyte	MB Result	MB Qualifier	MB MDL	MB RDL
Dissolved Solids	U		10.0	10.0

1 Cp

2 Tc

3 Ss

L1369926-04 Original Sample (OS) • Duplicate (DUP)

(OS) L1369926-04 06/30/21 15:32 • (DUP) R3677720-3 06/30/21 15:32

Analyte	Original Result	DUP Result	Dilution	DUP RPD	DUP Qualifier	DUP RPD Limits
Dissolved Solids	1870	1850	1	1.48		5

4 Cn

5 Sr

6 Qc

L1370209-03 Original Sample (OS) • Duplicate (DUP)

(OS) L1370209-03 06/30/21 15:32 • (DUP) R3677720-4 06/30/21 15:32

Analyte	Original Result	DUP Result	Dilution	DUP RPD	DUP Qualifier	DUP RPD Limits
Dissolved Solids	830	830	1	0.000		5

7 Gl

8 Al

9 Sc

Laboratory Control Sample (LCS)

(LCS) R3677720-2 06/30/21 15:32

Analyte	Spike Amount	LCS Result	LCS Rec.	Rec. Limits	LCS Qualifier
Dissolved Solids	8800	8770	99.7	77.4-123	

Method Blank (MB)

(MB) R3675076-1 06/30/21 16:28

Analyte	MB Result	MB Qualifier	MB MDL	MB RDL
Dissolved Solids	U		10.0	10.0

1 Cp

2 Tc

3 Ss

L1369791-03 Original Sample (OS) • Duplicate (DUP)

(OS) L1369791-03 06/30/21 16:28 • (DUP) R3675076-3 06/30/21 16:28

Analyte	Original Result	DUP Result	Dilution	DUP RPD	DUP Qualifier	DUP RPD Limits
Dissolved Solids	709	720	1	1.49		5

4 Cn

5 Sr

6 Qc

L1372318-02 Original Sample (OS) • Duplicate (DUP)

(OS) L1372318-02 06/30/21 16:28 • (DUP) R3675076-4 06/30/21 16:28

Analyte	Original Result	DUP Result	Dilution	DUP RPD	DUP Qualifier	DUP RPD Limits
Dissolved Solids	453	458	1	1.10		5

7 Gl

8 Al

9 Sc

Laboratory Control Sample (LCS)

(LCS) R3675076-2 06/30/21 16:28

Analyte	Spike Amount	LCS Result	LCS Rec.	Rec. Limits	LCS Qualifier
Dissolved Solids	8800	8840	100	77.4-123	

Method Blank (MB)

(MB) R3675662-1 06/30/21 20:54

Analyte	MB Result	MB Qualifier	MB MDL	MB RDL
Dissolved Solids	U		10.0	10.0

1 Cp

2 Tc

3 Ss

4 Cn

5 Sr

6 Qc

7 Gl

8 Al

9 Sc

L1371213-03 Original Sample (OS) • Duplicate (DUP)

(OS) L1371213-03 06/30/21 20:54 • (DUP) R3675662-3 06/30/21 20:54

Analyte	Original Result	DUP Result	Dilution	DUP RPD	DUP Qualifier	DUP RPD Limits
Dissolved Solids	1380	1470	1	6.88	J3	5

L1371217-09 Original Sample (OS) • Duplicate (DUP)

(OS) L1371217-09 06/30/21 20:54 • (DUP) R3675662-4 06/30/21 20:54

Analyte	Original Result	DUP Result	Dilution	DUP RPD	DUP Qualifier	DUP RPD Limits
Dissolved Solids	1290	966	1	28.4	J3	5

Laboratory Control Sample (LCS)

(LCS) R3675662-2 06/30/21 20:54

Analyte	Spike Amount	LCS Result	LCS Rec.	Rec. Limits	LCS Qualifier
Dissolved Solids	8800	8340	94.8	77.4-123	

Method Blank (MB)

(MB) R3673221-2 06/29/21 06:23

Analyte	MB Result	MB Qualifier	MB MDL	MB RDL
Free Carbon Dioxide	9.15	↓	6.67	20.0

Sample Narrative:

BLANK: Endpoint pH 4.5

L1370870-03 Original Sample (OS) • Duplicate (DUP)

(OS) L1370870-03 06/29/21 06:31 • (DUP) R3673221-4 06/29/21 06:35

Analyte	Original Result	DUP Result	Dilution	DUP RPD	DUP Qualifier	DUP RPD Limits
Free Carbon Dioxide	106	105	1	0.913		20

Sample Narrative:

OS: Endpoint pH 4.5 headspace

DUP: Endpoint pH 4.5

L1371071-09 Original Sample (OS) • Duplicate (DUP)

(OS) L1371071-09 06/29/21 07:35 • (DUP) R3673221-7 06/29/21 07:39

Analyte	Original Result	DUP Result	Dilution	DUP RPD	DUP Qualifier	DUP RPD Limits
Free Carbon Dioxide	21.0	22.2	1	5.28		20

Sample Narrative:

OS: Endpoint pH 4.5 headspace

DUP: Endpoint pH 4.5

1 Cp

2 Tc

3 Ss

4 Cn

5 Sr

6 Qc

7 Gl

8 Al

9 Sc

Method Blank (MB)

(MB) R3672642-1 06/26/21 11:08

Analyte	MB Result	MB Qualifier	MB MDL	MB RDL
Chloride	0.405	↓	0.379	1.00
Sulfate	U		0.594	5.00

1 Cp

2 Tc

3 Ss

4 Cn

5 Sr

6 Qc

7 Gl

8 Al

9 Sc

L1368537-04 Original Sample (OS) • Duplicate (DUP)

(OS) L1368537-04 06/26/21 14:56 • (DUP) R3672642-3 06/26/21 15:14

Analyte	Original Result	DUP Result	Dilution	DUP RPD	DUP Qualifier	DUP RPD Limits
Chloride	41.1	41.1	1	0.0165		15
Sulfate	14.3	14.4	1	0.0551		15

L1371217-08 Original Sample (OS) • Duplicate (DUP)

(OS) L1371217-08 06/26/21 21:41 • (DUP) R3672642-6 06/26/21 21:59

Analyte	Original Result	DUP Result	Dilution	DUP RPD	DUP Qualifier	DUP RPD Limits
Chloride	37.9	37.3	1	1.60		15
Sulfate	79.6	79.4	1	0.242		15

Laboratory Control Sample (LCS)

(LCS) R3672642-2 06/26/21 11:26

Analyte	Spike Amount	LCS Result	LCS Rec.	Rec. Limits	LCS Qualifier
Chloride	40.0	39.9	99.7	80.0-120	
Sulfate	40.0	40.4	101	80.0-120	

L1367220-02 Original Sample (OS) • Matrix Spike (MS) • Matrix Spike Duplicate (MSD)

(OS) L1367220-02 06/26/21 16:46 • (MS) R3672642-4 06/26/21 17:04 • (MSD) R3672642-5 06/26/21 18:00

Analyte	Spike Amount	Original Result	MS Result	MSD Result	MS Rec.	MSD Rec.	Dilution	Rec. Limits	MS Qualifier	MSD Qualifier	RPD	RPD Limits
Chloride	50.0	3.16	53.0	53.5	99.8	101	1	80.0-120			0.923	15
Sulfate	50.0	406	433	433	54.1	54.0	1	80.0-120	EV	EV	0.0171	15

L1371217-08 Original Sample (OS) • Matrix Spike (MS)

(OS) L1371217-08 06/26/21 21:41 • (MS) R3672642-7 06/26/21 22:17

Analyte	Spike Amount mg/l	Original Result mg/l	MS Result mg/l	MS Rec. %	Dilution	Rec. Limits %	MS Qualifier
Chloride	50.0	37.9	85.5	95.2	1	80.0-120	
Sulfate	50.0	79.6	126	93.7	1	80.0-120	E

¹ Cp

² Tc

³ Ss

⁴ Cn

⁵ Sr

⁶ Qc

⁷ Gl

⁸ Al

⁹ Sc

Method Blank (MB)

(MB) R3675034-2 07/02/21 10:34

Analyte	MB Result	MB Qualifier	MB MDL	MB RDL
	mg/l		mg/l	mg/l
Methane	U		0.00291	0.0100
Ethane	U		0.00407	0.0130
Ethene	U		0.00426	0.0130
Acetylene	U		0.00558	0.0208

L1371217-04 Original Sample (OS) • Duplicate (DUP)

(OS) L1371217-04 07/02/21 11:35 • (DUP) R3675034-3 07/02/21 11:50

Analyte	Original Result	DUP Result	Dilution	DUP RPD	DUP Qualifier	DUP RPD Limits
	mg/l	mg/l		%		%
Methane	ND	ND	1	0.000		20
Ethane	ND	ND	1	0.000		20
Ethene	ND	ND	1	0.000		20
Acetylene	ND	ND	1	0.000		20

L1371381-09 Original Sample (OS) • Duplicate (DUP)

(OS) L1371381-09 07/02/21 13:32 • (DUP) R3675034-4 07/02/21 13:59

Analyte	Original Result	DUP Result	Dilution	DUP RPD	DUP Qualifier	DUP RPD Limits
	mg/l	mg/l		%		%
Methane	0.209	0.196	1	6.42		20
Ethane	ND	ND	1	0.000		20
Ethene	ND	ND	1	0.000		20
Acetylene	ND	ND	1	0.000		20

Laboratory Control Sample (LCS) • Laboratory Control Sample Duplicate (LCSD)

(LCS) R3675034-1 07/02/21 10:30 • (LCSD) R3675034-5 07/02/21 14:04

Analyte	Spike Amount	LCS Result	LCSD Result	LCS Rec.	LCSD Rec.	Rec. Limits	LCS Qualifier	LCSD Qualifier	RPD	RPD Limits
	mg/l	mg/l	mg/l	%	%	%			%	%
Methane	0.0678	0.0660	0.0710	97.3	105	85.0-115			7.30	20
Ethane	0.129	0.123	0.123	95.3	95.3	85.0-115			0.000	20
Ethene	0.127	0.123	0.123	96.9	96.9	85.0-115			0.000	20
Acetylene	0.208	0.207	0.198	99.5	95.2	85.0-115			4.44	20

1 Cp

2 Tc

3 Ss

4 Cn

5 Sr

6 Qc

7 Gl

8 Al

9 Sc

Method Blank (MB)

(MB) R3675115-2 07/02/21 14:11

Analyte	MB Result	MB Qualifier	MB MDL	MB RDL
	mg/l		mg/l	mg/l
Methane	U		0.00291	0.0100
Ethane	U		0.00407	0.0130
Ethene	U		0.00426	0.0130
Acetylene	U		0.00558	0.0208

L1371026-09 Original Sample (OS) • Duplicate (DUP)

(OS) L1371026-09 07/02/21 14:15 • (DUP) R3675115-3 07/02/21 15:07

Analyte	Original Result	DUP Result	Dilution	DUP RPD	DUP Qualifier	DUP RPD Limits
	mg/l	mg/l		%		%
Methane	ND	ND	1	0.000		20
Ethane	ND	ND	1	0.000		20
Ethene	ND	ND	1	0.000		20
Acetylene	ND	ND	1	0.000		20

L1371343-01 Original Sample (OS) • Duplicate (DUP)

(OS) L1371343-01 07/02/21 15:30 • (DUP) R3675115-4 07/02/21 15:56

Analyte	Original Result	DUP Result	Dilution	DUP RPD	DUP Qualifier	DUP RPD Limits
	mg/l	mg/l		%		%
Methane	4.27	3.44	1	21.5		20
Ethane	0.0159	0.0149	1	6.49		20
Ethene	ND	ND	1	0.000		20
Acetylene	ND	ND	1	0.000		20

Laboratory Control Sample (LCS) • Laboratory Control Sample Duplicate (LCSD)

(LCS) R3675115-1 07/02/21 14:04 • (LCSD) R3675115-5 07/02/21 16:09

Analyte	Spike Amount	LCS Result	LCSD Result	LCS Rec.	LCSD Rec.	Rec. Limits	LCS Qualifier	LCSD Qualifier	RPD	RPD Limits
	mg/l	mg/l	mg/l	%	%	%			%	%
Methane	0.0678	0.0710	0.0711	105	105	85.0-115			0.141	20
Ethane	0.129	0.123	0.118	95.3	91.5	85.0-115			4.15	20
Ethene	0.127	0.123	0.118	96.9	92.9	85.0-115			4.15	20
Acetylene	0.208	0.198	0.199	95.2	95.7	85.0-115			0.504	20

1 Cp

2 Tc

3 Ss

4 Cn

5 Sr

6 Qc

7 Gl

8 Al

9 Sc

Method Blank (MB)

(MB) R3674613-3 06/30/21 19:19

Analyte	MB Result	MB Qualifier	MB MDL	MB RDL
	mg/l		mg/l	mg/l
Benzene	U		0.000941	0.00100
Ethylbenzene	U		0.000137	0.00100
Toluene	U		0.000278	0.00100
Xylenes, Total	U		0.000174	0.00300
(S) Toluene-d8	112			80.0-120
(S) 4-Bromofluorobenzene	105			77.0-126
(S) 1,2-Dichloroethane-d4	84.1			70.0-130

Laboratory Control Sample (LCS) • Laboratory Control Sample Duplicate (LCSD)

(LCS) R3674613-1 06/30/21 18:19 • (LCSD) R3674613-2 06/30/21 18:39

Analyte	Spike Amount	LCS Result	LCSD Result	LCS Rec.	LCSD Rec.	Rec. Limits	LCS Qualifier	LCSD Qualifier	RPD	RPD Limits
	mg/l	mg/l	mg/l	%	%	%			%	%
Benzene	0.00500	0.00498	0.00500	99.6	100	70.0-123			0.401	20
Ethylbenzene	0.00500	0.00529	0.00542	106	108	79.0-123			2.43	20
Toluene	0.00500	0.00499	0.00517	99.8	103	79.0-120			3.54	20
Xylenes, Total	0.0150	0.0162	0.0164	108	109	79.0-123			1.23	20
(S) Toluene-d8				106	109	80.0-120				
(S) 4-Bromofluorobenzene				99.9	97.8	77.0-126				
(S) 1,2-Dichloroethane-d4				84.8	83.4	70.0-130				

L1370953-14 Original Sample (OS) • Matrix Spike (MS) • Matrix Spike Duplicate (MSD)

(OS) L1370953-14 06/30/21 19:39 • (MS) R3674613-4 07/01/21 03:49 • (MSD) R3674613-5 07/01/21 04:09

Analyte	Spike Amount	Original Result	MS Result	MSD Result	MS Rec.	MSD Rec.	Dilution	Rec. Limits	MS Qualifier	MSD Qualifier	RPD	RPD Limits
	mg/l	mg/l	mg/l	mg/l	%	%		%			%	%
Benzene	0.00500	0.00157	0.00684	0.00668	105	102	1	17.0-158			2.37	27
Ethylbenzene	0.00500	0.00224	0.00817	0.00846	119	124	1	30.0-155			3.49	27
Toluene	0.00500	0.00200	0.00693	0.00652	98.6	90.4	1	26.0-154			6.10	28
Xylenes, Total	0.0150	ND	0.0168	0.0158	112	105	1	29.0-154			6.13	28
(S) Toluene-d8					103	105		80.0-120				
(S) 4-Bromofluorobenzene					101	103		77.0-126				
(S) 1,2-Dichloroethane-d4					83.2	82.3		70.0-130				

1 Cp

2 Tc

3 Ss

4 Cn

5 Sr

6 Qc

7 Gl

8 Al

9 Sc

GLOSSARY OF TERMS

Guide to Reading and Understanding Your Laboratory Report

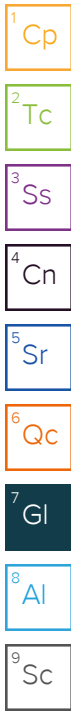
The information below is designed to better explain the various terms used in your report of analytical results from the Laboratory. This is not intended as a comprehensive explanation, and if you have additional questions please contact your project representative.

Results Disclaimer - Information that may be provided by the customer, and contained within this report, include Permit Limits, Project Name, Sample ID, Sample Matrix, Sample Preservation, Field Blanks, Field Spikes, Field Duplicates, On-Site Data, Sampling Collection Dates/Times, and Sampling Location. Results relate to the accuracy of this information provided, and as the samples are received.

Abbreviations and Definitions

MDL	Method Detection Limit.
ND	Not detected at the Reporting Limit (or MDL where applicable).
RDL	Reported Detection Limit.
Rec.	Recovery.
RPD	Relative Percent Difference.
SDG	Sample Delivery Group.
(S)	Surrogate (Surrogate Standard) - Analytes added to every blank, sample, Laboratory Control Sample/Duplicate and Matrix Spike/Duplicate; used to evaluate analytical efficiency by measuring recovery. Surrogates are not expected to be detected in all environmental media.
U	Not detected at the Reporting Limit (or MDL where applicable).
Analyte	The name of the particular compound or analysis performed. Some Analyses and Methods will have multiple analytes reported.
Dilution	If the sample matrix contains an interfering material, the sample preparation volume or weight values differ from the standard, or if concentrations of analytes in the sample are higher than the highest limit of concentration that the laboratory can accurately report, the sample may be diluted for analysis. If a value different than 1 is used in this field, the result reported has already been corrected for this factor.
Limits	These are the target % recovery ranges or % difference value that the laboratory has historically determined as normal for the method and analyte being reported. Successful QC Sample analysis will target all analytes recovered or duplicated within these ranges.
Original Sample	The non-spiked sample in the prep batch used to determine the Relative Percent Difference (RPD) from a quality control sample. The Original Sample may not be included within the reported SDG.
Qualifier	This column provides a letter and/or number designation that corresponds to additional information concerning the result reported. If a Qualifier is present, a definition per Qualifier is provided within the Glossary and Definitions page and potentially a discussion of possible implications of the Qualifier in the Case Narrative if applicable.
Result	The actual analytical final result (corrected for any sample specific characteristics) reported for your sample. If there was no measurable result returned for a specific analyte, the result in this column may state "ND" (Not Detected) or "BDL" (Below Detectable Levels). The information in the results column should always be accompanied by either an MDL (Method Detection Limit) or RDL (Reporting Detection Limit) that defines the lowest value that the laboratory could detect or report for this analyte.
Uncertainty (Radiochemistry)	Confidence level of 2 sigma.
Case Narrative (Cn)	A brief discussion about the included sample results, including a discussion of any non-conformances to protocol observed either at sample receipt by the laboratory from the field or during the analytical process. If present, there will be a section in the Case Narrative to discuss the meaning of any data qualifiers used in the report.
Quality Control Summary (Qc)	This section of the report includes the results of the laboratory quality control analyses required by procedure or analytical methods to assist in evaluating the validity of the results reported for your samples. These analyses are not being performed on your samples typically, but on laboratory generated material.
Sample Chain of Custody (Sc)	This is the document created in the field when your samples were initially collected. This is used to verify the time and date of collection, the person collecting the samples, and the analyses that the laboratory is requested to perform. This chain of custody also documents all persons (excluding commercial shippers) that have had control or possession of the samples from the time of collection until delivery to the laboratory for analysis.
Sample Results (Sr)	This section of your report will provide the results of all testing performed on your samples. These results are provided by sample ID and are separated by the analyses performed on each sample. The header line of each analysis section for each sample will provide the name and method number for the analysis reported.
Sample Summary (Ss)	This section of the Analytical Report defines the specific analyses performed for each sample ID, including the dates and times of preparation and/or analysis.

Qualifier	Description
B	The same analyte is found in the associated blank.
E	The analyte concentration exceeds the upper limit of the calibration range of the instrument established by the initial calibration (ICAL).
J	The identification of the analyte is acceptable; the reported value is an estimate.
J3	The associated batch QC was outside the established quality control range for precision.
T8	Sample(s) received past/too close to holding time expiration.
V	The sample concentration is too high to evaluate accurate spike recoveries.



ACCREDITATIONS & LOCATIONS

Pace Analytical National 12065 Lebanon Rd Mount Juliet, TN 37122

Alabama	40660	Nebraska	NE-OS-15-05
Alaska	17-026	Nevada	TN000032021-1
Arizona	AZ0612	New Hampshire	2975
Arkansas	88-0469	New Jersey–NELAP	TN002
California	2932	New Mexico ¹	TN00003
Colorado	TN00003	New York	11742
Connecticut	PH-0197	North Carolina	Env375
Florida	E87487	North Carolina ¹	DW21704
Georgia	NELAP	North Carolina ³	41
Georgia ¹	923	North Dakota	R-140
Idaho	TN00003	Ohio–VAP	CL0069
Illinois	200008	Oklahoma	9915
Indiana	C-TN-01	Oregon	TN200002
Iowa	364	Pennsylvania	68-02979
Kansas	E-10277	Rhode Island	LA000356
Kentucky ^{1,6}	KY90010	South Carolina	84004002
Kentucky ²	16	South Dakota	n/a
Louisiana	AI30792	Tennessee ^{1,4}	2006
Louisiana	LA018	Texas	T104704245-20-18
Maine	TN00003	Texas ⁵	LAB0152
Maryland	324	Utah	TN000032021-11
Massachusetts	M-TN003	Vermont	VT2006
Michigan	9958	Virginia	110033
Minnesota	047-999-395	Washington	C847
Mississippi	TN00003	West Virginia	233
Missouri	340	Wisconsin	998093910
Montana	CERT0086	Wyoming	A2LA
A2LA – ISO 17025	1461.01	AIHA-LAP,LLC EMLAP	100789
A2LA – ISO 17025 ⁵	1461.02	DOD	1461.01
Canada	1461.01	USDA	P330-15-00234
EPA–Crypto	TN00003		

¹ Drinking Water ² Underground Storage Tanks ³ Aquatic Toxicity ⁴ Chemical/Microbiological ⁵ Mold ⁶ Wastewater n/a Accreditation not applicable

* Not all certifications held by the laboratory are applicable to the results reported in the attached report.

* Accreditation is only applicable to the test methods specified on each scope of accreditation held by Pace Analytical.

¹ Cp

² Tc

³ Ss

⁴ Cn

⁵ Sr

⁶ Qc

⁷ Gl


⁸ Al

⁹ Sc

Terracon - Longmont
1831 Lefthand Circle, Suite C
Longmont, CO 80501

Billing Information:
Same as Address

Analysis / Container / Preservative

Chain of Custody Page 1 of 2

 12065 Lebanon Rd
 Mount Juliet, TN 37122
 Phone: 615-758-5858
 Phone: 800-767-5859
 Fax: 615-758-5859

Report to:
Michael J. Skridulis

Email To:
mike.skridulis@terracon.com

Project Description:
City of Longmont Annual GW Quality Monitoring

City/State Collected: **Longmont, CO**
 Please Circle: PT MT CT ET

Phone: **303-454-5249**


Client Project #
22217000

Lab Project #

Collected by (print):
Charles A. Corington

Site/Facility ID #

P.O. #

Collected by (signature):

 Immediately Packed on Ice N Y

Rush? (Lab MUST Be Notified)
 Same Day Five Day
 Next Day 5 Day (Rad Only)
 Two Day 10 Day (Rad Only)
 Three Day

Quote #
 Date Results Needed
STANDARD

Sample ID	Comp/Grab	Matrix*	Depth	Date	Time	No. of Cntrs
-----------	-----------	---------	-------	------	------	--------------

GMI-MW01	Grab	GW	-	6/21/21	1310	7
GMI-MW02	Grab	GW	-	6/21/21	1345	7
GMI-MW03	Grab	GW	-	6/21/21	1420	7
SGU-MW01	Grab	GW	-	6/21/21	1500	7
SGU-MW02	Grab	GW	-	6/21/21	1630	7
SGU-MW03	Grab	GW	-	6/21/21	1530	7
SGU-MW06	Grab	GW	-	6/21/21	1600	7
SGU-MW07	Grab	GW	-	6/21/21	1700	7
EW-MW01	Grab	GW	-	6/23/21	1145	7

Pres Chk	BTEX8260 (2) 40ml Amber w/HCl	RSK-175 (2) 40ml Amber w/HCl	CO2 - 125ml HDPE No Pres	Cl, SO4 - 250ml HDPE No Pres	TDS - 250ml HDPE No Pres													
	X	X	X	X	X													

SDG # **L1371217**
 Table # **E108**
 Acctnum: **TERRALCO**
 Template:
 Prelogin:
 PM: **Chris Ward**
 PB:
 Shipped Via:
 Remarks
 Sample # (lab only)

* Matrix:
 SS - Soil AIR - Air F - Filter
 GW - Groundwater B - Bioassay
 WW - WasteWater
 DW - Drinking Water
 OT - Other

Remarks:
 Samples returned via:
 UPS FedEx Courier
 Tracking #

pH _____ Temp _____
 Flow _____ Other _____

Sample Receipt Checklist
 COC Seal Present/Intact: NP Y N
 COC Signed/Accurate: N Y N
 Bottles arrive intact: N Y N
 Correct bottles used: N Y N
 Sufficient volume sent: N Y N
 If Applicable
 VOA Zero Headspace: N Y N
 Preservation Correct/Checked: Y N
 RAD Screen <0.5 mR/hr: Y N

Relinquished by: (Signature)	Date:	Time:	Received by: (Signature)
Relinquished by: (Signature)	Date:	Time:	Received by: (Signature)
Relinquished by: (Signature)	Date:	Time:	Received for lab by: (Signature)

Trip Blank Received: Yes / No
 HCL / MeOH
 TBR
 Temp: **17.0°C**
4.0t.3 = 4.3
84
 Date: **6/25/21** Time: **9:00**

If preservation required by Login: Date/Time
 Hold:
 Condition:
 NCF OK

Terracon - Longmont

**1831 Lefthand Circle, Suite C
Longmont, CO 80501**

Billing Information:

Same as Address

Analysis / Container / Preservative



12065 Lebanon Rd
Mount Juliet, TN 37122
Phone: 615-758-5858
Phone: 800-767-5859
Fax: 615-758-5859



Report to:
Michael J. Skridulis

Email To:
mike.skridulis@terracon.com

Project Description:
City of Longmont Annual GW Quality Monitoring

City/State Collected: **Longmont, CO** Please Circle: PT MT CT ET

Phone: **303-454-5249**

Client Project #
22217000

Lab Project #

Collected by (print):
Charles A. Covington

Site/Facility ID #

P.O. #

Collected by (signature):
[Signature]

Rush? (Lab MUST Be Notified)

Same Day Five Day
 Next Day 5 Day (Rad Only)
 Two Day 10 Day (Rad Only)
 Three Day

Quote #

Date Results Needed
STANDARD

Immediately Packed on Ice N Y

Pres Chk

BTEX8260 (2) 40ml Amber w/HCI

RSK-175 (2) 40ml Amber w/HCI

CO2 - 125ml HDPE No Pres

CI, SO4 - 250ml HDPE No Pres

TDS - 250ml HDPE No Pres

Sample ID	Comp/Grab	Matrix*	Depth	Date	Time	No. of Cntrs												
Lm8-mw01	Grab	GW	-	6/23/21	1310	7	X	X	X	X	X							
Lm8-mw02	Grab	GW	-	6/23/21	1230	7	X	X	X	X	X							
Lm8-mw03	Grab	GW	-	6/23/21	1350	7	X	X	X	X	X							

SDG # **L1371217**

Table #

Acctnum: **TERRALCO**

Template:

Prelogin:

PM: **Chris Ward**

PB:

Shipped Via:

Remarks Sample # (lab only)

70
11
12

* Matrix:
SS - Soil AIR - Air F - Filter
GW - Groundwater B - Bioassay
WW - WasteWater
DW - Drinking Water
OT - Other

Remarks:

Samples returned via:
UPS FedEx Courier

Tracking # **5117 4430 2239**

pH _____ Temp _____
Flow _____ Other _____

Sample Receipt Checklist

COC Seal Present/Intact: NP Y N
COC Signed/Accurate: Y N
Bottles arrive intact: Y N
Correct bottles used: Y N
Sufficient volume sent: Y N
If Applicable
VOA Zero Headspace: Y N
Preservation Correct/Checked: Y N
RAD Screen <0.5 mR/hr: Y N

Relinquished by: (Signature)

Date: **6/24/21** Time: **1600**

Received by: (Signature) **FEDEX**

Trip Blank Received: Yes / No
HCL / MeOH
TBR

Relinquished by: (Signature)

Date: Time:

Received by: (Signature)

Temp: **17.0°C** Bottles Received: **84**
401.3=4.3

If preservation required by Login: Date/Time

Relinquished by: (Signature)

Date: Time:

Received for lab by: (Signature)

Date: **6-25-21** Time: **9.00**

Hold: Condition: **NCF 1 OK**

Terracon Consultants, Inc - Longmont, CO

Sample Delivery Group: L1373482
Samples Received: 07/01/2021
Project Number: 22217000
Description: COL Annual GW Quality Monitoring

Report To: Michael Skridulis
1242 Bramwood Place
Longmont, CO 80501

Entire Report Reviewed By:



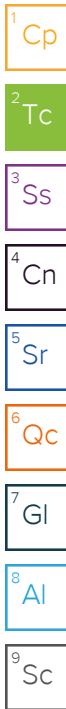
Chris Ward
Project Manager

Results relate only to the items tested or calibrated and are reported as rounded values. This test report shall not be reproduced, except in full, without written approval of the laboratory. Where applicable, sampling conducted by Pace Analytical National is performed per guidance provided in laboratory standard operating procedures ENV-SOP-MTJL-0067 and ENV-SOP-MTJL-0068. Where sampling conducted by the customer, results relate to the accuracy of the information provided, and as the samples are received.

Pace Analytical National12065 Lebanon Rd Mount Juliet, TN 37122 615-758-5858 800-767-5859 www.pacenational.com

TABLE OF CONTENTS

Cp: Cover Page	1
Tc: Table of Contents	2
Ss: Sample Summary	3
Cn: Case Narrative	4
Sr: Sample Results	5
WT1-MW01 L1373482-01	5
WT1-MW02 L1373482-02	6
WT1-MW03 L1373482-03	7
CL1-MW03 L1373482-04	8
Qc: Quality Control Summary	9
Gravimetric Analysis by Method 2540 C-2011	9
Wet Chemistry by Method 4500CO2 D-2011	12
Wet Chemistry by Method 9056A	13
Volatile Organic Compounds (GC) by Method RSK175	15
Volatile Organic Compounds (GC/MS) by Method 8260B	16
Gl: Glossary of Terms	18
Al: Accreditations & Locations	19
Sc: Sample Chain of Custody	20



SAMPLE SUMMARY

WT1-MW01 L1373482-01 GW

Collected by Charles A. Covington
 Collected date/time 06/28/21 12:00
 Received date/time 07/01/21 09:00

Method	Batch	Dilution	Preparation date/time	Analysis date/time	Analyst	Location
Gravimetric Analysis by Method 2540 C-2011	WG1699735	1	07/03/21 15:41	07/03/21 16:37	VRP	Mt. Juliet, TN
Wet Chemistry by Method 4500CO2 D-2011	WG1700200	1	07/05/21 08:49	07/05/21 08:49	ARD	Mt. Juliet, TN
Wet Chemistry by Method 9056A	WG1702253	5	07/11/21 15:08	07/11/21 15:08	ELN	Mt. Juliet, TN
Volatile Organic Compounds (GC) by Method RSK175	WG1701847	1	07/08/21 15:36	07/08/21 15:36	DAH	Mt. Juliet, TN
Volatile Organic Compounds (GC/MS) by Method 8260B	WG1699942	1	07/04/21 00:21	07/04/21 00:21	JCP	Mt. Juliet, TN



WT1-MW02 L1373482-02 GW

Collected by Charles A. Covington
 Collected date/time 06/28/21 12:30
 Received date/time 07/01/21 09:00

Method	Batch	Dilution	Preparation date/time	Analysis date/time	Analyst	Location
Gravimetric Analysis by Method 2540 C-2011	WG1699735	1	07/03/21 15:41	07/03/21 16:37	VRP	Mt. Juliet, TN
Wet Chemistry by Method 4500CO2 D-2011	WG1700200	1	07/05/21 08:58	07/05/21 08:58	ARD	Mt. Juliet, TN
Wet Chemistry by Method 9056A	WG1702253	5	07/11/21 15:21	07/11/21 15:21	ELN	Mt. Juliet, TN
Volatile Organic Compounds (GC) by Method RSK175	WG1701847	1	07/08/21 15:39	07/08/21 15:39	DAH	Mt. Juliet, TN
Volatile Organic Compounds (GC/MS) by Method 8260B	WG1699942	1	07/04/21 00:42	07/04/21 00:42	JCP	Mt. Juliet, TN



WT1-MW03 L1373482-03 GW

Collected by Charles A. Covington
 Collected date/time 06/28/21 11:30
 Received date/time 07/01/21 09:00

Method	Batch	Dilution	Preparation date/time	Analysis date/time	Analyst	Location
Gravimetric Analysis by Method 2540 C-2011	WG1699741	1	07/05/21 19:58	07/05/21 21:08	VRP	Mt. Juliet, TN
Wet Chemistry by Method 4500CO2 D-2011	WG1700200	1	07/05/21 09:03	07/05/21 09:03	ARD	Mt. Juliet, TN
Wet Chemistry by Method 9056A	WG1702253	5	07/11/21 15:35	07/11/21 15:35	ELN	Mt. Juliet, TN
Volatile Organic Compounds (GC) by Method RSK175	WG1701847	1	07/08/21 15:47	07/08/21 15:47	DAH	Mt. Juliet, TN
Volatile Organic Compounds (GC/MS) by Method 8260B	WG1702366	1	07/08/21 20:48	07/08/21 20:48	JAH	Mt. Juliet, TN



CL1-MW03 L1373482-04 GW

Collected by Charles A. Covington
 Collected date/time 06/28/21 11:00
 Received date/time 07/01/21 09:00

Method	Batch	Dilution	Preparation date/time	Analysis date/time	Analyst	Location
Gravimetric Analysis by Method 2540 C-2011	WG1699738	1	07/05/21 12:21	07/05/21 13:32	VRP	Mt. Juliet, TN
Wet Chemistry by Method 4500CO2 D-2011	WG1700200	1	07/05/21 09:13	07/05/21 09:13	ARD	Mt. Juliet, TN
Wet Chemistry by Method 9056A	WG1702253	5	07/11/21 16:14	07/11/21 16:14	ELN	Mt. Juliet, TN
Volatile Organic Compounds (GC) by Method RSK175	WG1701847	1	07/08/21 15:55	07/08/21 15:55	DAH	Mt. Juliet, TN
Volatile Organic Compounds (GC/MS) by Method 8260B	WG1702366	1	07/08/21 21:07	07/08/21 21:07	JAH	Mt. Juliet, TN

CASE NARRATIVE

All sample aliquots were received at the correct temperature, in the proper containers, with the appropriate preservatives, and within method specified holding times, unless qualified or notated within the report. Where applicable, all MDL (LOD) and RDL (LOQ) values reported for environmental samples have been corrected for the dilution factor used in the analysis. All Method and Batch Quality Control are within established criteria except where addressed in this case narrative, a non-conformance form or properly qualified within the sample results. By my digital signature below, I affirm to the best of my knowledge, all problems/anomalies observed by the laboratory as having the potential to affect the quality of the data have been identified by the laboratory, and no information or data have been knowingly withheld that would affect the quality of the data.



Chris Ward
Project Manager

- ¹ Cp
- ² Tc
- ³ Ss
- ⁴ Cn
- ⁵ Sr
- ⁶ Qc
- ⁷ Gl
- ⁸ Al
- ⁹ Sc

Gravimetric Analysis by Method 2540 C-2011

Analyte	Result	Qualifier	RDL	Dilution	Analysis date / time	Batch
Dissolved Solids	676		13.3	1	07/03/2021 16:37	WG1699735

Wet Chemistry by Method 4500CO2 D-2011

Analyte	Result	Qualifier	RDL	Dilution	Analysis date / time	Batch
Free Carbon Dioxide	28.2	<u>T8</u>	20.0	1	07/05/2021 08:49	WG1700200

Sample Narrative:

L1373482-01 WG1700200: Endpoint pH 4.5

Wet Chemistry by Method 9056A

Analyte	Result	Qualifier	RDL	Dilution	Analysis date / time	Batch
Chloride	41.8		5.00	5	07/11/2021 15:08	WG1702253
Sulfate	272		25.0	5	07/11/2021 15:08	WG1702253

Volatile Organic Compounds (GC) by Method RSK175

Analyte	Result	Qualifier	RDL	Dilution	Analysis date / time	Batch
Methane	ND		0.0100	1	07/08/2021 15:36	WG1701847
Ethane	ND		0.0130	1	07/08/2021 15:36	WG1701847
Ethene	ND		0.0130	1	07/08/2021 15:36	WG1701847
Acetylene	ND		0.0208	1	07/08/2021 15:36	WG1701847

Volatile Organic Compounds (GC/MS) by Method 8260B

Analyte	Result	Qualifier	RDL	Dilution	Analysis date / time	Batch
Benzene	ND		0.00100	1	07/04/2021 00:21	WG1699942
Toluene	ND		0.00100	1	07/04/2021 00:21	WG1699942
Ethylbenzene	ND		0.00100	1	07/04/2021 00:21	WG1699942
Total Xylenes	ND		0.00300	1	07/04/2021 00:21	WG1699942
(S) Toluene-d8	108		80.0-120		07/04/2021 00:21	WG1699942
(S) 4-Bromofluorobenzene	85.6		77.0-126		07/04/2021 00:21	WG1699942
(S) 1,2-Dichloroethane-d4	77.8		70.0-130		07/04/2021 00:21	WG1699942

1 Cp

2 Tc

3 Ss

4 Cn

5 Sr

6 Qc

7 Gl

8 Al

9 Sc

Gravimetric Analysis by Method 2540 C-2011

Analyte	Result	Qualifier	RDL	Dilution	Analysis date / time	Batch
Dissolved Solids	888		20.0	1	07/03/2021 16:37	WG1699735

Wet Chemistry by Method 4500CO2 D-2011

Analyte	Result	Qualifier	RDL	Dilution	Analysis date / time	Batch
Free Carbon Dioxide	40.0	<u>T8</u>	20.0	1	07/05/2021 08:58	WG1700200

Sample Narrative:

L1373482-02 WG1700200: Endpoint pH 4.5

Wet Chemistry by Method 9056A

Analyte	Result	Qualifier	RDL	Dilution	Analysis date / time	Batch
Chloride	40.3		5.00	5	07/11/2021 15:21	WG1702253
Sulfate	377		25.0	5	07/11/2021 15:21	WG1702253

Volatile Organic Compounds (GC) by Method RSK175

Analyte	Result	Qualifier	RDL	Dilution	Analysis date / time	Batch
Methane	ND		0.0100	1	07/08/2021 15:39	WG1701847
Ethane	ND		0.0130	1	07/08/2021 15:39	WG1701847
Ethene	ND		0.0130	1	07/08/2021 15:39	WG1701847
Acetylene	ND		0.0208	1	07/08/2021 15:39	WG1701847

Volatile Organic Compounds (GC/MS) by Method 8260B

Analyte	Result	Qualifier	RDL	Dilution	Analysis date / time	Batch
Benzene	ND		0.00100	1	07/04/2021 00:42	WG1699942
Toluene	ND		0.00100	1	07/04/2021 00:42	WG1699942
Ethylbenzene	ND		0.00100	1	07/04/2021 00:42	WG1699942
Total Xylenes	ND		0.00300	1	07/04/2021 00:42	WG1699942
(S) Toluene-d8	109		80.0-120		07/04/2021 00:42	WG1699942
(S) 4-Bromofluorobenzene	86.3		77.0-126		07/04/2021 00:42	WG1699942
(S) 1,2-Dichloroethane-d4	77.6		70.0-130		07/04/2021 00:42	WG1699942

1 Cp

2 Tc

3 Ss

4 Cn

5 Sr

6 Qc

7 Gl

8 Al

9 Sc

Gravimetric Analysis by Method 2540 C-2011

Analyte	Result	Qualifier	RDL	Dilution	Analysis date / time	Batch
Dissolved Solids	628		13.3	1	07/05/2021 21:08	WG1699741

1 Cp

2 Tc

Wet Chemistry by Method 4500CO2 D-2011

Analyte	Result	Qualifier	RDL	Dilution	Analysis date / time	Batch
Free Carbon Dioxide	21.5	<u>T8</u>	20.0	1	07/05/2021 09:03	WG1700200

3 Ss

4 Cn

Sample Narrative:

L1373482-03 WG1700200: Endpoint pH 4.5

5 Sr

Wet Chemistry by Method 9056A

Analyte	Result	Qualifier	RDL	Dilution	Analysis date / time	Batch
Chloride	31.1		5.00	5	07/11/2021 15:35	WG1702253
Sulfate	256		25.0	5	07/11/2021 15:35	WG1702253

6 Qc

7 Gl

8 Al

Volatile Organic Compounds (GC) by Method RSK175

Analyte	Result	Qualifier	RDL	Dilution	Analysis date / time	Batch
Methane	ND		0.0100	1	07/08/2021 15:47	WG1701847
Ethane	ND		0.0130	1	07/08/2021 15:47	WG1701847
Ethene	ND		0.0130	1	07/08/2021 15:47	WG1701847
Acetylene	ND		0.0208	1	07/08/2021 15:47	WG1701847

9 Sc

Volatile Organic Compounds (GC/MS) by Method 8260B

Analyte	Result	Qualifier	RDL	Dilution	Analysis date / time	Batch
Benzene	ND		0.00100	1	07/08/2021 20:48	WG1702366
Toluene	ND		0.00100	1	07/08/2021 20:48	WG1702366
Ethylbenzene	ND		0.00100	1	07/08/2021 20:48	WG1702366
Total Xylenes	ND		0.00300	1	07/08/2021 20:48	WG1702366
(S) Toluene-d8	97.2		80.0-120		07/08/2021 20:48	WG1702366
(S) 4-Bromofluorobenzene	106		77.0-126		07/08/2021 20:48	WG1702366
(S) 1,2-Dichloroethane-d4	98.0		70.0-130		07/08/2021 20:48	WG1702366

Gravimetric Analysis by Method 2540 C-2011

Analyte	Result	Qualifier	RDL	Dilution	Analysis date / time	Batch
Dissolved Solids	986		20.0	1	07/05/2021 13:32	WG1699738

1 Cp

2 Tc

Wet Chemistry by Method 4500CO2 D-2011

Analyte	Result	Qualifier	RDL	Dilution	Analysis date / time	Batch
Free Carbon Dioxide	ND	<u>T8</u>	20.0	1	07/05/2021 09:13	WG1700200

3 Ss

4 Cn

Sample Narrative:

L1373482-04 WG1700200: Endpoint pH 4.5

5 Sr

Wet Chemistry by Method 9056A

Analyte	Result	Qualifier	RDL	Dilution	Analysis date / time	Batch
Chloride	45.9		5.00	5	07/11/2021 16:14	WG1702253
Sulfate	337	<u>V</u>	25.0	5	07/11/2021 16:14	WG1702253

6 Qc

7 Gl

8 Al

Volatile Organic Compounds (GC) by Method RSK175

Analyte	Result	Qualifier	RDL	Dilution	Analysis date / time	Batch
Methane	ND		0.0100	1	07/08/2021 15:55	WG1701847
Ethane	ND		0.0130	1	07/08/2021 15:55	WG1701847
Ethene	ND		0.0130	1	07/08/2021 15:55	WG1701847
Acetylene	ND		0.0208	1	07/08/2021 15:55	WG1701847

9 Sc

Volatile Organic Compounds (GC/MS) by Method 8260B

Analyte	Result	Qualifier	RDL	Dilution	Analysis date / time	Batch
Benzene	ND		0.00100	1	07/08/2021 21:07	WG1702366
Toluene	ND		0.00100	1	07/08/2021 21:07	WG1702366
Ethylbenzene	ND		0.00100	1	07/08/2021 21:07	WG1702366
Total Xylenes	ND		0.00300	1	07/08/2021 21:07	WG1702366
(S) Toluene-d8	104		80.0-120		07/08/2021 21:07	WG1702366
(S) 4-Bromofluorobenzene	94.1		77.0-126		07/08/2021 21:07	WG1702366
(S) 1,2-Dichloroethane-d4	98.7		70.0-130		07/08/2021 21:07	WG1702366

Method Blank (MB)

(MB) R3676121-1 07/03/21 16:37

Analyte	MB Result	MB Qualifier	MB MDL	MB RDL
Dissolved Solids	U		10.0	10.0

1 Cp

2 Tc

3 Ss

L1372587-02 Original Sample (OS) • Duplicate (DUP)

(OS) L1372587-02 07/03/21 16:37 • (DUP) R3676121-3 07/03/21 16:37

Analyte	Original Result	DUP Result	Dilution	DUP RPD	DUP Qualifier	DUP RPD Limits
Dissolved Solids	693	691	1	0.384		5

4 Cn

5 Sr

L1372596-01 Original Sample (OS) • Duplicate (DUP)

(OS) L1372596-01 07/03/21 16:37 • (DUP) R3676121-4 07/03/21 16:37

Analyte	Original Result	DUP Result	Dilution	DUP RPD	DUP Qualifier	DUP RPD Limits
Dissolved Solids	890	892	1	0.224		5

6 Qc

7 Gl

8 Al

Laboratory Control Sample (LCS)

(LCS) R3676121-2 07/03/21 16:37

Analyte	Spike Amount	LCS Result	LCS Rec.	Rec. Limits	LCS Qualifier
Dissolved Solids	8800	8800	100	77.4-123	

9 Sc

Method Blank (MB)

(MB) R3676981-1 07/05/21 13:32

Analyte	MB Result	MB Qualifier	MB MDL	MB RDL
Dissolved Solids	U		10.0	10.0

1 Cp

2 Tc

3 Ss

4 Cn

5 Sr

6 Qc

7 Gl

8 Al

9 Sc

L1372596-02 Original Sample (OS) • Duplicate (DUP)

(OS) L1372596-02 07/05/21 13:32 • (DUP) R3676981-3 07/05/21 13:32

Analyte	Original Result	DUP Result	Dilution	DUP RPD	DUP Qualifier	DUP RPD Limits
Dissolved Solids	685	733	1	6.77	J3	5

L1372632-01 Original Sample (OS) • Duplicate (DUP)

(OS) L1372632-01 07/05/21 13:32 • (DUP) R3676981-4 07/05/21 13:32

Analyte	Original Result	DUP Result	Dilution	DUP RPD	DUP Qualifier	DUP RPD Limits
Dissolved Solids	655	656	1	0.203		5

Laboratory Control Sample (LCS)

(LCS) R3676981-2 07/05/21 13:32

Analyte	Spike Amount	LCS Result	LCS Rec.	Rec. Limits	LCS Qualifier
Dissolved Solids	8800	8570	97.4	77.4-123	

Method Blank (MB)

(MB) R3676977-1 07/05/21 21:08

Analyte	MB Result	MB Qualifier	MB MDL	MB RDL
Dissolved Solids	U		10.0	10.0

¹Cp

²Tc

³Ss

L1372242-02 Original Sample (OS) • Duplicate (DUP)

(OS) L1372242-02 07/05/21 21:08 • (DUP) R3676977-3 07/05/21 21:08

Analyte	Original Result	DUP Result	Dilution	DUP RPD	DUP Qualifier	DUP RPD Limits
Dissolved Solids	584	612	1	4.68		5

⁴Cn

⁵Sr

L1372363-04 Original Sample (OS) • Duplicate (DUP)

(OS) L1372363-04 07/05/21 21:08 • (DUP) R3676977-4 07/05/21 21:08

Analyte	Original Result	DUP Result	Dilution	DUP RPD	DUP Qualifier	DUP RPD Limits
Dissolved Solids	608	625	1	2.81		5

⁶Qc

⁷Gl

⁸Al

Laboratory Control Sample (LCS)

(LCS) R3676977-2 07/05/21 21:08

Analyte	Spike Amount	LCS Result	LCS Rec.	Rec. Limits	LCS Qualifier
Dissolved Solids	8800	8360	95.0	77.4-123	

⁹Sc

Method Blank (MB)

(MB) R3675777-2 07/05/21 07:47

Analyte	MB Result	MB Qualifier	MB MDL	MB RDL
Free Carbon Dioxide	U		6.67	20.0

Sample Narrative:

BLANK: Endpoint pH 4.5

¹Cp

²Tc

³Ss

⁴Cn

⁵Sr

⁶Qc

⁷Gl

⁸Al

⁹Sc

Method Blank (MB)

(MB) R3678151-1 07/11/21 10:33

Analyte	MB Result	MB Qualifier	MB MDL	MB RDL
Chloride	U		0.379	1.00
Sulfate	U		0.594	5.00

1 Cp

2 Tc

3 Ss

4 Cn

5 Sr

6 Qc

7 Gl

8 Al

9 Sc

L1369467-03 Original Sample (OS) • Duplicate (DUP)

(OS) L1369467-03 07/11/21 12:44 • (DUP) R3678151-3 07/11/21 12:57

Analyte	Original Result	DUP Result	Dilution	DUP RPD	DUP Qualifier	DUP RPD Limits
Chloride	20.4	20.5	5	0.515		15
Sulfate	96.4	97.7	5	1.27		15

L1373482-04 Original Sample (OS) • Duplicate (DUP)

(OS) L1373482-04 07/11/21 16:14 • (DUP) R3678151-6 07/11/21 16:27

Analyte	Original Result	DUP Result	Dilution	DUP RPD	DUP Qualifier	DUP RPD Limits
Chloride	45.9	45.8	5	0.166		15
Sulfate	337	335	5	0.407		15

Laboratory Control Sample (LCS)

(LCS) R3678151-2 07/11/21 10:45

Analyte	Spike Amount	LCS Result	LCS Rec.	Rec. Limits	LCS Qualifier
Chloride	40.0	40.1	100	80.0-120	
Sulfate	40.0	40.5	101	80.0-120	

L1369467-03 Original Sample (OS) • Matrix Spike (MS) • Matrix Spike Duplicate (MSD)

(OS) L1369467-03 07/11/21 12:44 • (MS) R3678151-4 07/11/21 13:36 • (MSD) R3678151-5 07/11/21 13:49

Analyte	Spike Amount	Original Result	MS Result	MSD Result	MS Rec.	MSD Rec.	Dilution	Rec. Limits	MS Qualifier	MSD Qualifier	RPD	RPD Limits
Chloride	50.0	20.4	69.0	68.8	97.2	96.8	5	80.0-120			0.342	15
Sulfate	50.0	96.4	142	141	91.4	89.2	5	80.0-120			0.775	15

L1373482-04 Original Sample (OS) • Matrix Spike (MS)

(OS) L1373482-04 07/11/21 16:14 • (MS) R3678151-7 07/11/21 16:41

Analyte	Spike Amount mg/l	Original Result mg/l	MS Result mg/l	MS Rec. %	Dilution	Rec. Limits %	MS Qualifier
Chloride	50.0	45.9	97.5	103	5	80.0-120	
Sulfate	50.0	337	376	79.3	5	80.0-120	<u>V</u>

¹Cp

²Tc

³Ss

⁴Cn

⁵Sr

⁶Qc

⁷Gl

⁸Al

⁹Sc

Method Blank (MB)

(MB) R3677222-2 07/08/21 14:53

Analyte	MB Result	MB Qualifier	MB MDL	MB RDL
	mg/l		mg/l	mg/l
Methane	U		0.00291	0.0100
Ethane	U		0.00407	0.0130
Ethene	U		0.00426	0.0130
acetylene	U		0.00558	0.0208

L1373284-12 Original Sample (OS) • Duplicate (DUP)

(OS) L1373284-12 07/08/21 15:17 • (DUP) R3677222-3 07/08/21 15:51

Analyte	Original Result	DUP Result	Dilution	DUP RPD	DUP Qualifier	DUP RPD Limits
	mg/l	mg/l		%		%
Methane	ND	ND	1	0.000		20
Ethane	ND	ND	1	0.000		20
Ethene	ND	ND	1	0.000		20
acetylene	ND	ND	1	0.000		20

L1373487-04 Original Sample (OS) • Duplicate (DUP)

(OS) L1373487-04 07/08/21 16:14 • (DUP) R3677222-4 07/08/21 16:57

Analyte	Original Result	DUP Result	Dilution	DUP RPD	DUP Qualifier	DUP RPD Limits
	mg/l	mg/l		%		%
Methane	ND	ND	1	0.000		20
Ethane	ND	ND	1	0.000		20
Ethene	ND	ND	1	0.000		20
acetylene	ND	ND	1	0.000		20

Laboratory Control Sample (LCS)

(LCS) R3677222-1 07/08/21 14:46

Analyte	Spike Amount	LCS Result	LCS Rec.	Rec. Limits	LCS Qualifier
	mg/l	mg/l	%	%	
Methane	0.0678	0.0741	109	85.0-115	
Ethane	0.129	0.129	100	85.0-115	
Ethene	0.127	0.131	103	85.0-115	
acetylene	0.208	0.194	93.3	85.0-115	

¹ Cp

² Tc

³ Ss

⁴ Cn

⁵ Sr

⁶ Qc

⁷ Gl

⁸ Al

⁹ Sc

Method Blank (MB)

(MB) R3677243-2 07/03/21 20:58

Analyte	MB Result	MB Qualifier	MB MDL	MB RDL
	mg/l		mg/l	mg/l
Benzene	U		0.0000941	0.00100
Ethylbenzene	U		0.000137	0.00100
Toluene	U		0.000278	0.00100
Xylenes, Total	U		0.000174	0.00300
<i>(S) Toluene-d8</i>	106			80.0-120
<i>(S) 4-Bromofluorobenzene</i>	90.4			77.0-126
<i>(S) 1,2-Dichloroethane-d4</i>	92.9			70.0-130

Laboratory Control Sample (LCS)

(LCS) R3677243-1 07/03/21 20:17

Analyte	Spike Amount	LCS Result	LCS Rec.	Rec. Limits	LCS Qualifier
	mg/l	mg/l	%	%	
Benzene	0.00500	0.00504	101	70.0-123	
Ethylbenzene	0.00500	0.00540	108	79.0-123	
Toluene	0.00500	0.00492	98.4	79.0-120	
Xylenes, Total	0.0150	0.0146	97.3	79.0-123	
<i>(S) Toluene-d8</i>			101	80.0-120	
<i>(S) 4-Bromofluorobenzene</i>			91.7	77.0-126	
<i>(S) 1,2-Dichloroethane-d4</i>			95.6	70.0-130	

1 Cp

2 Tc

3 Ss

4 Cn

5 Sr

6 Qc

7 Gl

8 Al

9 Sc

Method Blank (MB)

(MB) R3677992-2 07/08/21 17:20

Analyte	MB Result	MB Qualifier	MB MDL	MB RDL
	mg/l		mg/l	mg/l
Benzene	U		0.0000941	0.00100
Ethylbenzene	U		0.000137	0.00100
Toluene	U		0.000278	0.00100
Xylenes, Total	U		0.000174	0.00300
<i>(S) Toluene-d8</i>	101			80.0-120
<i>(S) 4-Bromofluorobenzene</i>	97.7			77.0-126
<i>(S) 1,2-Dichloroethane-d4</i>	101			70.0-130

Laboratory Control Sample (LCS)

(LCS) R3677992-1 07/08/21 16:42

Analyte	Spike Amount	LCS Result	LCS Rec.	Rec. Limits	LCS Qualifier
	mg/l	mg/l	%	%	
Benzene	0.00500	0.00583	117	70.0-123	
Ethylbenzene	0.00500	0.00513	103	79.0-123	
Toluene	0.00500	0.00544	109	79.0-120	
Xylenes, Total	0.0150	0.0158	105	79.0-123	
<i>(S) Toluene-d8</i>			101	80.0-120	
<i>(S) 4-Bromofluorobenzene</i>			98.3	77.0-126	
<i>(S) 1,2-Dichloroethane-d4</i>			96.4	70.0-130	

1 Cp

2 Tc

3 Ss

4 Cn

5 Sr

6 Qc

7 Gl

8 Al

9 Sc

GLOSSARY OF TERMS

Guide to Reading and Understanding Your Laboratory Report

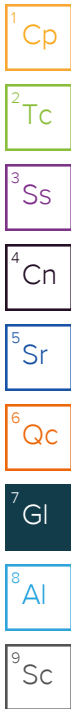
The information below is designed to better explain the various terms used in your report of analytical results from the Laboratory. This is not intended as a comprehensive explanation, and if you have additional questions please contact your project representative.

Results Disclaimer - Information that may be provided by the customer, and contained within this report, include Permit Limits, Project Name, Sample ID, Sample Matrix, Sample Preservation, Field Blanks, Field Spikes, Field Duplicates, On-Site Data, Sampling Collection Dates/Times, and Sampling Location. Results relate to the accuracy of this information provided, and as the samples are received.

Abbreviations and Definitions

MDL	Method Detection Limit.
ND	Not detected at the Reporting Limit (or MDL where applicable).
RDL	Reported Detection Limit.
Rec.	Recovery.
RPD	Relative Percent Difference.
SDG	Sample Delivery Group.
(S)	Surrogate (Surrogate Standard) - Analytes added to every blank, sample, Laboratory Control Sample/Duplicate and Matrix Spike/Duplicate; used to evaluate analytical efficiency by measuring recovery. Surrogates are not expected to be detected in all environmental media.
U	Not detected at the Reporting Limit (or MDL where applicable).
Analyte	The name of the particular compound or analysis performed. Some Analyses and Methods will have multiple analytes reported.
Dilution	If the sample matrix contains an interfering material, the sample preparation volume or weight values differ from the standard, or if concentrations of analytes in the sample are higher than the highest limit of concentration that the laboratory can accurately report, the sample may be diluted for analysis. If a value different than 1 is used in this field, the result reported has already been corrected for this factor.
Limits	These are the target % recovery ranges or % difference value that the laboratory has historically determined as normal for the method and analyte being reported. Successful QC Sample analysis will target all analytes recovered or duplicated within these ranges.
Original Sample	The non-spiked sample in the prep batch used to determine the Relative Percent Difference (RPD) from a quality control sample. The Original Sample may not be included within the reported SDG.
Qualifier	This column provides a letter and/or number designation that corresponds to additional information concerning the result reported. If a Qualifier is present, a definition per Qualifier is provided within the Glossary and Definitions page and potentially a discussion of possible implications of the Qualifier in the Case Narrative if applicable.
Result	The actual analytical final result (corrected for any sample specific characteristics) reported for your sample. If there was no measurable result returned for a specific analyte, the result in this column may state "ND" (Not Detected) or "BDL" (Below Detectable Levels). The information in the results column should always be accompanied by either an MDL (Method Detection Limit) or RDL (Reporting Detection Limit) that defines the lowest value that the laboratory could detect or report for this analyte.
Uncertainty (Radiochemistry)	Confidence level of 2 sigma.
Case Narrative (Cn)	A brief discussion about the included sample results, including a discussion of any non-conformances to protocol observed either at sample receipt by the laboratory from the field or during the analytical process. If present, there will be a section in the Case Narrative to discuss the meaning of any data qualifiers used in the report.
Quality Control Summary (Qc)	This section of the report includes the results of the laboratory quality control analyses required by procedure or analytical methods to assist in evaluating the validity of the results reported for your samples. These analyses are not being performed on your samples typically, but on laboratory generated material.
Sample Chain of Custody (Sc)	This is the document created in the field when your samples were initially collected. This is used to verify the time and date of collection, the person collecting the samples, and the analyses that the laboratory is requested to perform. This chain of custody also documents all persons (excluding commercial shippers) that have had control or possession of the samples from the time of collection until delivery to the laboratory for analysis.
Sample Results (Sr)	This section of your report will provide the results of all testing performed on your samples. These results are provided by sample ID and are separated by the analyses performed on each sample. The header line of each analysis section for each sample will provide the name and method number for the analysis reported.
Sample Summary (Ss)	This section of the Analytical Report defines the specific analyses performed for each sample ID, including the dates and times of preparation and/or analysis.

Qualifier	Description
J3	The associated batch QC was outside the established quality control range for precision.
T8	Sample(s) received past/too close to holding time expiration.
V	The sample concentration is too high to evaluate accurate spike recoveries.



ACCREDITATIONS & LOCATIONS

Pace Analytical National 12065 Lebanon Rd Mount Juliet, TN 37122

Alabama	40660	Nebraska	NE-OS-15-05
Alaska	17-026	Nevada	TN000032021-1
Arizona	AZ0612	New Hampshire	2975
Arkansas	88-0469	New Jersey–NELAP	TN002
California	2932	New Mexico ¹	TN00003
Colorado	TN00003	New York	11742
Connecticut	PH-0197	North Carolina	Env375
Florida	E87487	North Carolina ¹	DW21704
Georgia	NELAP	North Carolina ³	41
Georgia ¹	923	North Dakota	R-140
Idaho	TN00003	Ohio–VAP	CL0069
Illinois	200008	Oklahoma	9915
Indiana	C-TN-01	Oregon	TN200002
Iowa	364	Pennsylvania	68-02979
Kansas	E-10277	Rhode Island	LA000356
Kentucky ^{1,6}	KY90010	South Carolina	84004002
Kentucky ²	16	South Dakota	n/a
Louisiana	AI30792	Tennessee ^{1,4}	2006
Louisiana	LA018	Texas	T104704245-20-18
Maine	TN00003	Texas ⁵	LAB0152
Maryland	324	Utah	TN000032021-11
Massachusetts	M-TN003	Vermont	VT2006
Michigan	9958	Virginia	110033
Minnesota	047-999-395	Washington	C847
Mississippi	TN00003	West Virginia	233
Missouri	340	Wisconsin	998093910
Montana	CERT0086	Wyoming	A2LA
A2LA – ISO 17025	1461.01	AIHA-LAP,LLC EMLAP	100789
A2LA – ISO 17025 ⁵	1461.02	DOD	1461.01
Canada	1461.01	USDA	P330-15-00234
EPA–Crypto	TN00003		

¹ Drinking Water ² Underground Storage Tanks ³ Aquatic Toxicity ⁴ Chemical/Microbiological ⁵ Mold ⁶ Wastewater n/a Accreditation not applicable

* Not all certifications held by the laboratory are applicable to the results reported in the attached report.

* Accreditation is only applicable to the test methods specified on each scope of accreditation held by Pace Analytical.

¹ Cp

² Tc

³ Ss

⁴ Cn

⁵ Sr

⁶ Qc

⁷ Gl

⁸ Al

⁹ Sc

Terracon - Longmont
1831 Lefthand Circle Suite C
Longmont CO 80501

Billing Information:
SAME AS ADDRESS

Pres
 Chk

Analysis / Container / Preservative

Chain of Custody Page 1 of 1



12065 Lebanon Rd
 Mount Juliet, TN 37122
 Phone: 615-758-5858
 Phone: 800-767-5859
 Fax: 615-758-5859



Report to:
Mike Skridulis

Email To:
mjskridulis@terracon.com

Project Description:
COL Annual GW Quality Monitoring

City/State Collected: **Longmont, CO**

Please Circle:
 PT MT CT ET

Phone: Client Project #
22217000

Lab Project #

Collected by (print):
Charles A. Covington

Site/Facility ID #

P.O. #

Collected by (signature):

Rush? (Lab MUST Be Notified)

Quote #

Immediately Packed on Ice N Y X

Same Day Five Day
 Next Day 5 Day (Rad Only)
 Two Day 10 Day (Rad Only)
 Three Day

Date Results Needed

STANDARD

No. of
 Cntrs

Sample ID	Comp/Grab	Matrix*	Depth	Date	Time	No. of Cntrs	CO2 - 125ml HDPE No Pres.	RSK175 - (2) 40ml amber w/ HCl	BTEX8260 - (2) 40 ml amber w/ HCl	Cl, SO4 - 250 ml HDPE No Pres.	TDS - 250 ml HDPE No Pres.	Remarks	Sample # (lab only)
WT1-MW01	Grab	GW		6/28/2021	1200	76	X	X	X	X	X		-01
WT1-MW02	Grab	GW		6/28/2021	1230	76	X	X	X	X	X		02
WT1-MW03	Grab	GW		6/28/2021	1130	76	X	X	X	X	X		03
CL1-MW03	Grab	GW		6/30/2021	1100	76	X	X	X	X	X		04

* Matrix:
 SS - Soil AIR - Air F - Filter
 GW - Groundwater B - Bioassay
 WW - WasteWater
 DW - Drinking Water
 OT - Other

Remarks:

pH _____ Temp _____

Flow _____ Other _____

Samples returned via:

UPS FedEx Courier

Tracking # **5117 4430 4253**

Sample Receipt Checklist

COC Seal Present/Intact: NP N
 COC Signed/Accurate: N
 Bottles arrive intact: N
 Correct bottles used: N
 Sufficient volume sent: N
 If Applicable
 VOA Zero Headpace: N
 Preservation Correct/Checked: N
 RAD Screen <0.5 mR/hr: N

Relinquished by: (Signature)

Date: **6/30/21**
 Time: **1500**

Received by: (Signature)

FEDEX

Trip Blank Received: Yes / No
 HCL / MeOH
 TBR

Relinquished by: (Signature)

Date: _____ Time: _____

Received by: (Signature)

Temp: **6.31.25.5** °C
 Bottles Received: **28**

Relinquished by: (Signature)

Date: _____ Time: _____

Received for lab by: (Signature)

Arminie Juana

Date: **7/1/21** Time: **900**

Hold: _____ Condition: **NCF (OK)**

Terracon Consultants, Inc - Longmont, CO

Sample Delivery Group: L1376390
Samples Received: 07/09/2021
Project Number: 22217000
Description: COL Annual GW Quality Monitoring

Report To: Mike Skridulis
1242 Bramwood Place
Longmont, CO 80501

Entire Report Reviewed By:



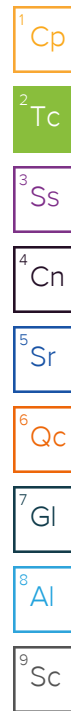
Chris Ward
Project Manager

Results relate only to the items tested or calibrated and are reported as rounded values. This test report shall not be reproduced, except in full, without written approval of the laboratory. Where applicable, sampling conducted by Pace Analytical National is performed per guidance provided in laboratory standard operating procedures ENV-SOP-MTJL-0067 and ENV-SOP-MTJL-0068. Where sampling conducted by the customer, results relate to the accuracy of the information provided, and as the samples are received.

Pace Analytical National12065 Lebanon Rd Mount Juliet, TN 37122 615-758-5858 800-767-5859 www.pacenational.com

TABLE OF CONTENTS

Cp: Cover Page	1
Tc: Table of Contents	2
Ss: Sample Summary	3
Cn: Case Narrative	4
Sr: Sample Results	5
ST1-MW05 L1376390-01	5
ST1-MW03 L1376390-02	6
ST1-MW02 L1376390-03	7
Qc: Quality Control Summary	8
Gravimetric Analysis by Method 2540 C-2011	8
Wet Chemistry by Method 4500CO2 D-2011	10
Wet Chemistry by Method 9056A	11
Volatile Organic Compounds (GC) by Method RSK175	13
Volatile Organic Compounds (GC/MS) by Method 8260B	14
Gl: Glossary of Terms	15
Al: Accreditations & Locations	16
Sc: Sample Chain of Custody	17

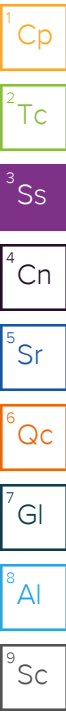


SAMPLE SUMMARY

ST1-MW05 L1376390-01 GW

Collected by
07/07/21 09:35 Received date/time
07/09/21 14:30

Method	Batch	Dilution	Preparation date/time	Analysis date/time	Analyst	Location
Gravimetric Analysis by Method 2540 C-2011	WG1704516	1	07/13/21 15:17	07/13/21 16:21	VRP	Mt. Juliet, TN
Wet Chemistry by Method 4500CO2 D-2011	WG1703572	1	07/13/21 07:11	07/13/21 07:11	ARD	Mt. Juliet, TN
Wet Chemistry by Method 9056A	WG1704532	100	07/13/21 18:09	07/13/21 18:09	ELN	Mt. Juliet, TN
Wet Chemistry by Method 9056A	WG1704532	1000	07/14/21 01:42	07/14/21 01:42	ELN	Mt. Juliet, TN
Volatile Organic Compounds (GC) by Method RSK175	WG1704181	1	07/13/21 15:06	07/13/21 15:06	CMS	Mt. Juliet, TN
Volatile Organic Compounds (GC/MS) by Method 8260B	WG1703233	1	07/11/21 00:39	07/11/21 00:39	JCP	Mt. Juliet, TN



ST1-MW03 L1376390-02 GW

Collected by
07/07/21 10:00 Received date/time
07/09/21 14:30

Method	Batch	Dilution	Preparation date/time	Analysis date/time	Analyst	Location
Gravimetric Analysis by Method 2540 C-2011	WG1704516	1	07/13/21 15:17	07/13/21 16:21	VRP	Mt. Juliet, TN
Wet Chemistry by Method 4500CO2 D-2011	WG1703572	1	07/13/21 07:15	07/13/21 07:15	ARD	Mt. Juliet, TN
Wet Chemistry by Method 9056A	WG1704532	100	07/13/21 18:25	07/13/21 18:25	ELN	Mt. Juliet, TN
Volatile Organic Compounds (GC) by Method RSK175	WG1704181	1	07/13/21 15:10	07/13/21 15:10	CMS	Mt. Juliet, TN
Volatile Organic Compounds (GC/MS) by Method 8260B	WG1703233	1	07/11/21 01:00	07/11/21 01:00	JCP	Mt. Juliet, TN

ST1-MW02 L1376390-03 GW

Collected by
07/07/21 10:35 Received date/time
07/09/21 14:30

Method	Batch	Dilution	Preparation date/time	Analysis date/time	Analyst	Location
Gravimetric Analysis by Method 2540 C-2011	WG1704495	1	07/13/21 14:07	07/13/21 15:12	MMF	Mt. Juliet, TN
Wet Chemistry by Method 4500CO2 D-2011	WG1703572	1	07/13/21 07:18	07/13/21 07:18	ARD	Mt. Juliet, TN
Wet Chemistry by Method 9056A	WG1704532	100	07/13/21 18:42	07/13/21 18:42	ELN	Mt. Juliet, TN
Wet Chemistry by Method 9056A	WG1704532	1000	07/14/21 01:58	07/14/21 01:58	ELN	Mt. Juliet, TN
Volatile Organic Compounds (GC) by Method RSK175	WG1704181	1	07/13/21 15:14	07/13/21 15:14	CMS	Mt. Juliet, TN
Volatile Organic Compounds (GC/MS) by Method 8260B	WG1703233	1	07/11/21 01:20	07/11/21 01:20	JCP	Mt. Juliet, TN

CASE NARRATIVE

All sample aliquots were received at the correct temperature, in the proper containers, with the appropriate preservatives, and within method specified holding times, unless qualified or notated within the report. Where applicable, all MDL (LOD) and RDL (LOQ) values reported for environmental samples have been corrected for the dilution factor used in the analysis. All Method and Batch Quality Control are within established criteria except where addressed in this case narrative, a non-conformance form or properly qualified within the sample results. By my digital signature below, I affirm to the best of my knowledge, all problems/anomalies observed by the laboratory as having the potential to affect the quality of the data have been identified by the laboratory, and no information or data have been knowingly withheld that would affect the quality of the data.



Chris Ward
Project Manager

¹ Cp

² Tc

³ Ss

⁴ Cn

⁵ Sr

⁶ Qc

⁷ Gl

⁸ Al

⁹ Sc

Gravimetric Analysis by Method 2540 C-2011

Analyte	Result	Qualifier	RDL	Dilution	Analysis date / time	Batch
Dissolved Solids	24400		400	1	07/13/2021 16:21	WG1704516

Wet Chemistry by Method 4500CO2 D-2011

Analyte	Result	Qualifier	RDL	Dilution	Analysis date / time	Batch
Free Carbon Dioxide	29.8		20.0	1	07/13/2021 07:11	WG1703572

Sample Narrative:

L1376390-01 WG1703572: Endpoint pH 4.5 Headspace

Wet Chemistry by Method 9056A

Analyte	Result	Qualifier	RDL	Dilution	Analysis date / time	Batch
Chloride	917		100	100	07/13/2021 18:09	WG1704532
Sulfate	15600		5000	1000	07/14/2021 01:42	WG1704532

Volatile Organic Compounds (GC) by Method RSK175

Analyte	Result	Qualifier	RDL	Dilution	Analysis date / time	Batch
Methane	ND		0.0100	1	07/13/2021 15:06	WG1704181
Ethane	ND		0.0130	1	07/13/2021 15:06	WG1704181
Ethene	ND		0.0130	1	07/13/2021 15:06	WG1704181

Volatile Organic Compounds (GC/MS) by Method 8260B

Analyte	Result	Qualifier	RDL	Dilution	Analysis date / time	Batch
Benzene	ND		0.00100	1	07/11/2021 00:39	WG1703233
Toluene	ND		0.00100	1	07/11/2021 00:39	WG1703233
Ethylbenzene	ND		0.00100	1	07/11/2021 00:39	WG1703233
Total Xylenes	ND		0.00300	1	07/11/2021 00:39	WG1703233
(S) Toluene-d8	101		80.0-120		07/11/2021 00:39	WG1703233
(S) 4-Bromofluorobenzene	89.5		77.0-126		07/11/2021 00:39	WG1703233
(S) 1,2-Dichloroethane-d4	107		70.0-130		07/11/2021 00:39	WG1703233

1 Cp

2 Tc

3 Ss

4 Cn

5 Sr

6 Qc

7 Gl

8 Al

9 Sc

Gravimetric Analysis by Method 2540 C-2011

Analyte	Result	Qualifier	RDL	Dilution	Analysis date / time	Batch
Dissolved Solids	9760		100	1	07/13/2021 16:21	WG1704516

Wet Chemistry by Method 4500CO2 D-2011

Analyte	Result	Qualifier	RDL	Dilution	Analysis date / time	Batch
Free Carbon Dioxide	26.4		20.0	1	07/13/2021 07:15	WG1703572

Sample Narrative:

L1376390-02 WG1703572: Endpoint pH 4.5 Headspace

Wet Chemistry by Method 9056A

Analyte	Result	Qualifier	RDL	Dilution	Analysis date / time	Batch
Chloride	131		100	100	07/13/2021 18:25	WG1704532
Sulfate	6490		500	100	07/13/2021 18:25	WG1704532

Volatile Organic Compounds (GC) by Method RSK175

Analyte	Result	Qualifier	RDL	Dilution	Analysis date / time	Batch
Methane	ND		0.0100	1	07/13/2021 15:10	WG1704181
Ethane	ND		0.0130	1	07/13/2021 15:10	WG1704181
Ethene	ND		0.0130	1	07/13/2021 15:10	WG1704181

Volatile Organic Compounds (GC/MS) by Method 8260B

Analyte	Result	Qualifier	RDL	Dilution	Analysis date / time	Batch
Benzene	ND		0.00100	1	07/11/2021 01:00	WG1703233
Toluene	ND		0.00100	1	07/11/2021 01:00	WG1703233
Ethylbenzene	ND		0.00100	1	07/11/2021 01:00	WG1703233
Total Xylenes	ND		0.00300	1	07/11/2021 01:00	WG1703233
(S) Toluene-d8	102		80.0-120		07/11/2021 01:00	WG1703233
(S) 4-Bromofluorobenzene	90.6		77.0-126		07/11/2021 01:00	WG1703233
(S) 1,2-Dichloroethane-d4	105		70.0-130		07/11/2021 01:00	WG1703233

1 Cp

2 Tc

3 Ss

4 Cn

5 Sr

6 Qc

7 Gl

8 Al

9 Sc

Gravimetric Analysis by Method 2540 C-2011

Analyte	Result	Qualifier	RDL	Dilution	Analysis date / time	Batch
Dissolved Solids	20300		200	1	07/13/2021 15:12	WG1704495

Wet Chemistry by Method 4500CO2 D-2011

Analyte	Result	Qualifier	RDL	Dilution	Analysis date / time	Batch
Free Carbon Dioxide	26.2		20.0	1	07/13/2021 07:18	WG1703572

Sample Narrative:

L1376390-03 WG1703572: Endpoint pH 4.5 Headspace

Wet Chemistry by Method 9056A

Analyte	Result	Qualifier	RDL	Dilution	Analysis date / time	Batch
Chloride	662		100	100	07/13/2021 18:42	WG1704532
Sulfate	12500		5000	1000	07/14/2021 01:58	WG1704532

Volatile Organic Compounds (GC) by Method RSK175

Analyte	Result	Qualifier	RDL	Dilution	Analysis date / time	Batch
Methane	ND		0.0100	1	07/13/2021 15:14	WG1704181
Ethane	ND		0.0130	1	07/13/2021 15:14	WG1704181
Ethene	ND		0.0130	1	07/13/2021 15:14	WG1704181

Volatile Organic Compounds (GC/MS) by Method 8260B

Analyte	Result	Qualifier	RDL	Dilution	Analysis date / time	Batch
Benzene	ND		0.00100	1	07/11/2021 01:20	WG1703233
Toluene	ND		0.00100	1	07/11/2021 01:20	WG1703233
Ethylbenzene	ND		0.00100	1	07/11/2021 01:20	WG1703233
Total Xylenes	ND		0.00300	1	07/11/2021 01:20	WG1703233
(S) Toluene-d8	101		80.0-120		07/11/2021 01:20	WG1703233
(S) 4-Bromofluorobenzene	89.1		77.0-126		07/11/2021 01:20	WG1703233
(S) 1,2-Dichloroethane-d4	108		70.0-130		07/11/2021 01:20	WG1703233

1 Cp

2 Tc

3 Ss

4 Cn

5 Sr

6 Qc

7 Gl

8 Al

9 Sc

Method Blank (MB)

(MB) R3680014-1 07/13/21 15:12

Analyte	MB Result	MB Qualifier	MB MDL	MB RDL
Dissolved Solids	U		10.0	10.0

1 Cp

2 Tc

3 Ss

4 Cn

5 Sr

6 Qc

7 Gl

8 Al

9 Sc

L1375292-01 Original Sample (OS) • Duplicate (DUP)

(OS) L1375292-01 07/13/21 15:12 • (DUP) R3680014-3 07/13/21 15:12

Analyte	Original Result	DUP Result	Dilution	DUP RPD	DUP Qualifier	DUP RPD Limits
Dissolved Solids	1160	1300	1	10.7	J3	5

L1375365-01 Original Sample (OS) • Duplicate (DUP)

(OS) L1375365-01 07/13/21 15:12 • (DUP) R3680014-4 07/13/21 15:12

Analyte	Original Result	DUP Result	Dilution	DUP RPD	DUP Qualifier	DUP RPD Limits
Dissolved Solids	22500	22900	1	1.41		5

Laboratory Control Sample (LCS)

(LCS) R3680014-2 07/13/21 15:12

Analyte	Spike Amount	LCS Result	LCS Rec.	Rec. Limits	LCS Qualifier
Dissolved Solids	8800	8870	101	77.4-123	

Method Blank (MB)

(MB) R3679761-1 07/13/21 16:21

Analyte	MB Result	MB Qualifier	MB MDL	MB RDL
Dissolved Solids	U		10.0	10.0

1 Cp

2 Tc

3 Ss

L1376266-01 Original Sample (OS) • Duplicate (DUP)

(OS) L1376266-01 07/13/21 16:21 • (DUP) R3679761-3 07/13/21 16:21

Analyte	Original Result	DUP Result	Dilution	DUP RPD	DUP Qualifier	DUP RPD Limits
Dissolved Solids	619	617	1	0.217		5

4 Cn

5 Sr

6 Qc

L1376442-06 Original Sample (OS) • Duplicate (DUP)

(OS) L1376442-06 07/13/21 16:21 • (DUP) R3679761-4 07/13/21 16:21

Analyte	Original Result	DUP Result	Dilution	DUP RPD	DUP Qualifier	DUP RPD Limits
Dissolved Solids	432	434	1	0.462		5

7 Gl

8 Al

9 Sc

Laboratory Control Sample (LCS)

(LCS) R3679761-2 07/13/21 16:21

Analyte	Spike Amount	LCS Result	LCS Rec.	Rec. Limits	LCS Qualifier
Dissolved Solids	8800	8870	101	77.4-123	

Method Blank (MB)

(MB) R3678611-2 07/13/21 05:53

Analyte	MB Result	MB Qualifier	MB MDL	MB RDL
Free Carbon Dioxide	U		6.67	20.0

Sample Narrative:

BLANK: Endpoint pH 4.5

L1376032-08 Original Sample (OS) • Duplicate (DUP)

(OS) L1376032-08 07/13/21 06:16 • (DUP) R3678611-4 07/13/21 06:19

Analyte	Original Result	DUP Result	Dilution	DUP RPD	DUP Qualifier	DUP RPD Limits
Free Carbon Dioxide	128	127	1	1.04		20

Sample Narrative:

OS: Endpoint pH 4.5 Headspace

DUP: Endpoint pH 4.5

L1376128-07 Original Sample (OS) • Duplicate (DUP)

(OS) L1376128-07 07/13/21 06:58 • (DUP) R3678611-7 07/13/21 07:02

Analyte	Original Result	DUP Result	Dilution	DUP RPD	DUP Qualifier	DUP RPD Limits
Free Carbon Dioxide	ND	ND	1	2.10		20

Sample Narrative:

OS: Endpoint pH 4.5 Headspace

DUP: Endpoint pH 4.5

1 Cp

2 Tc

3 Ss

4 Cn

5 Sr

6 Qc

7 Gl

8 Al

9 Sc

Method Blank (MB)

(MB) R3679204-1 07/13/21 13:20

Analyte	MB Result	MB Qualifier	MB MDL	MB RDL
Chloride	U		0.379	1.00
Sulfate	U		0.594	5.00

1 Cp

2 Tc

3 Ss

4 Cn

5 Sr

6 Qc

7 Gl

8 Al

9 Sc

L1377305-01 Original Sample (OS) • Duplicate (DUP)

(OS) L1377305-01 07/13/21 14:36 • (DUP) R3679204-3 07/13/21 14:52

Analyte	Original Result	DUP Result	Dilution	DUP RPD	DUP Qualifier	DUP RPD Limits
Chloride	3.41	3.39	1	0.456		15
Sulfate	27.5	27.4	1	0.202		15

L1372927-01 Original Sample (OS) • Duplicate (DUP)

(OS) L1372927-01 07/13/21 22:58 • (DUP) R3679204-6 07/13/21 23:14

Analyte	Original Result	DUP Result	Dilution	DUP RPD	DUP Qualifier	DUP RPD Limits
Chloride	1.17	1.17	1	0.0683		15
Sulfate	7.04	7.07	1	0.454		15

Laboratory Control Sample (LCS)

(LCS) R3679204-2 07/13/21 13:36

Analyte	Spike Amount	LCS Result	LCS Rec.	Rec. Limits	LCS Qualifier
Chloride	40.0	39.0	97.4	80.0-120	
Sulfate	40.0	39.2	98.0	80.0-120	

L1377305-02 Original Sample (OS) • Matrix Spike (MS) • Matrix Spike Duplicate (MSD)

(OS) L1377305-02 07/13/21 15:08 • (MS) R3679204-4 07/13/21 15:25 • (MSD) R3679204-5 07/13/21 15:41

Analyte	Spike Amount	Original Result	MS Result	MSD Result	MS Rec.	MSD Rec.	Dilution	Rec. Limits	MS Qualifier	MSD Qualifier	RPD	RPD Limits
Chloride	50.0	4.33	55.5	55.4	102	102	1	80.0-120			0.0611	15
Sulfate	50.0	44.2	93.8	93.6	99.2	98.8	1	80.0-120			0.174	15

L1372927-02 Original Sample (OS) • Matrix Spike (MS)

(OS) L1372927-02 07/13/21 23:31 • (MS) R3679204-7 07/13/21 23:47

Analyte	Spike Amount mg/l	Original Result mg/l	MS Result mg/l	MS Rec. %	Dilution	Rec. Limits %	MS Qualifier
Chloride	50.0	70.7	119	97.4	1	80.0-120	E
Sulfate	50.0	102	146	89.3	1	80.0-120	E

¹Cp

²Tc

³Ss

⁴Cn

⁵Sr

⁶Qc

⁷Gl

⁸Al

⁹Sc

Method Blank (MB)

(MB) R3678917-2 07/13/21 13:28

Analyte	MB Result	MB Qualifier	MB MDL	MB RDL
	mg/l		mg/l	mg/l
Methane	U		0.00291	0.0100
Ethane	U		0.00407	0.0130
Ethene	U		0.00426	0.0130

L1376229-01 Original Sample (OS) • Duplicate (DUP)

(OS) L1376229-01 07/13/21 14:06 • (DUP) R3678917-3 07/13/21 14:50

Analyte	Original Result	DUP Result	Dilution	DUP RPD	DUP Qualifier	DUP RPD Limits
	mg/l	mg/l		%		%
Methane	ND	ND	1	0.000		20
Ethane	ND	ND	1	0.000		20
Ethene	ND	ND	1	0.000		20

L1376482-04 Original Sample (OS) • Duplicate (DUP)

(OS) L1376482-04 07/13/21 15:29 • (DUP) R3678917-4 07/13/21 15:47

Analyte	Original Result	DUP Result	Dilution	DUP RPD	DUP Qualifier	DUP RPD Limits
	mg/l	mg/l		%		%
Methane	ND	ND	1	0.000		20
Ethane	ND	ND	1	0.000		20
Ethene	ND	ND	1	0.000		20

Laboratory Control Sample (LCS) • Laboratory Control Sample Duplicate (LCSD)

(LCS) R3678917-1 07/13/21 13:25 • (LCSD) R3678917-5 07/13/21 15:56

Analyte	Spike Amount	LCS Result	LCSD Result	LCS Rec.	LCSD Rec.	Rec. Limits	LCS Qualifier	LCSD Qualifier	RPD	RPD Limits
	mg/l	mg/l	mg/l	%	%	%			%	%
Methane	0.0678	0.0749	0.0725	110	107	85.0-115			3.26	20
Ethane	0.129	0.129	0.129	100	100	85.0-115			0.000	20
Ethene	0.127	0.129	0.130	102	102	85.0-115			0.772	20

1 Cp

2 Tc

3 Ss

4 Cn

5 Sr

6 Qc

7 Gl

8 Al

9 Sc

Method Blank (MB)

(MB) R3678924-2 07/10/21 21:05

Analyte	MB Result	MB Qualifier	MB MDL	MB RDL
	mg/l		mg/l	mg/l
Benzene	U		0.0000941	0.00100
Ethylbenzene	U		0.000137	0.00100
Toluene	U		0.000278	0.00100
Xylenes, Total	U		0.000174	0.00300
<i>(S) Toluene-d8</i>	101			80.0-120
<i>(S) 4-Bromofluorobenzene</i>	92.5			77.0-126
<i>(S) 1,2-Dichloroethane-d4</i>	106			70.0-130

Laboratory Control Sample (LCS)

(LCS) R3678924-1 07/10/21 19:43

Analyte	Spike Amount	LCS Result	LCS Rec.	Rec. Limits	LCS Qualifier
	mg/l	mg/l	%	%	
Benzene	0.00500	0.00468	93.6	70.0-123	
Ethylbenzene	0.00500	0.00483	96.6	79.0-123	
Toluene	0.00500	0.00446	89.2	79.0-120	
Xylenes, Total	0.0150	0.0133	88.7	79.0-123	
<i>(S) Toluene-d8</i>			98.9	80.0-120	
<i>(S) 4-Bromofluorobenzene</i>			95.3	77.0-126	
<i>(S) 1,2-Dichloroethane-d4</i>			109	70.0-130	

1 Cp

2 Tc

3 Ss

4 Cn

5 Sr

6 Qc

7 Gl

8 Al

9 Sc

GLOSSARY OF TERMS

Guide to Reading and Understanding Your Laboratory Report

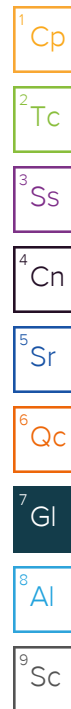
The information below is designed to better explain the various terms used in your report of analytical results from the Laboratory. This is not intended as a comprehensive explanation, and if you have additional questions please contact your project representative.

Results Disclaimer - Information that may be provided by the customer, and contained within this report, include Permit Limits, Project Name, Sample ID, Sample Matrix, Sample Preservation, Field Blanks, Field Spikes, Field Duplicates, On-Site Data, Sampling Collection Dates/Times, and Sampling Location. Results relate to the accuracy of this information provided, and as the samples are received.

Abbreviations and Definitions

MDL	Method Detection Limit.
ND	Not detected at the Reporting Limit (or MDL where applicable).
RDL	Reported Detection Limit.
Rec.	Recovery.
RPD	Relative Percent Difference.
SDG	Sample Delivery Group.
(S)	Surrogate (Surrogate Standard) - Analytes added to every blank, sample, Laboratory Control Sample/Duplicate and Matrix Spike/Duplicate; used to evaluate analytical efficiency by measuring recovery. Surrogates are not expected to be detected in all environmental media.
U	Not detected at the Reporting Limit (or MDL where applicable).
Analyte	The name of the particular compound or analysis performed. Some Analyses and Methods will have multiple analytes reported.
Dilution	If the sample matrix contains an interfering material, the sample preparation volume or weight values differ from the standard, or if concentrations of analytes in the sample are higher than the highest limit of concentration that the laboratory can accurately report, the sample may be diluted for analysis. If a value different than 1 is used in this field, the result reported has already been corrected for this factor.
Limits	These are the target % recovery ranges or % difference value that the laboratory has historically determined as normal for the method and analyte being reported. Successful QC Sample analysis will target all analytes recovered or duplicated within these ranges.
Original Sample	The non-spiked sample in the prep batch used to determine the Relative Percent Difference (RPD) from a quality control sample. The Original Sample may not be included within the reported SDG.
Qualifier	This column provides a letter and/or number designation that corresponds to additional information concerning the result reported. If a Qualifier is present, a definition per Qualifier is provided within the Glossary and Definitions page and potentially a discussion of possible implications of the Qualifier in the Case Narrative if applicable.
Result	The actual analytical final result (corrected for any sample specific characteristics) reported for your sample. If there was no measurable result returned for a specific analyte, the result in this column may state "ND" (Not Detected) or "BDL" (Below Detectable Levels). The information in the results column should always be accompanied by either an MDL (Method Detection Limit) or RDL (Reporting Detection Limit) that defines the lowest value that the laboratory could detect or report for this analyte.
Uncertainty (Radiochemistry)	Confidence level of 2 sigma.
Case Narrative (Cn)	A brief discussion about the included sample results, including a discussion of any non-conformances to protocol observed either at sample receipt by the laboratory from the field or during the analytical process. If present, there will be a section in the Case Narrative to discuss the meaning of any data qualifiers used in the report.
Quality Control Summary (Qc)	This section of the report includes the results of the laboratory quality control analyses required by procedure or analytical methods to assist in evaluating the validity of the results reported for your samples. These analyses are not being performed on your samples typically, but on laboratory generated material.
Sample Chain of Custody (Sc)	This is the document created in the field when your samples were initially collected. This is used to verify the time and date of collection, the person collecting the samples, and the analyses that the laboratory is requested to perform. This chain of custody also documents all persons (excluding commercial shippers) that have had control or possession of the samples from the time of collection until delivery to the laboratory for analysis.
Sample Results (Sr)	This section of your report will provide the results of all testing performed on your samples. These results are provided by sample ID and are separated by the analyses performed on each sample. The header line of each analysis section for each sample will provide the name and method number for the analysis reported.
Sample Summary (Ss)	This section of the Analytical Report defines the specific analyses performed for each sample ID, including the dates and times of preparation and/or analysis.

Qualifier	Description
E	The analyte concentration exceeds the upper limit of the calibration range of the instrument established by the initial calibration (ICAL).
J3	The associated batch QC was outside the established quality control range for precision.



ACCREDITATIONS & LOCATIONS

Pace Analytical National 12065 Lebanon Rd Mount Juliet, TN 37122

Alabama	40660	Nebraska	NE-OS-15-05
Alaska	17-026	Nevada	TN000032021-1
Arizona	AZ0612	New Hampshire	2975
Arkansas	88-0469	New Jersey-NELAP	TN002
California	2932	New Mexico ¹	TN00003
Colorado	TN00003	New York	11742
Connecticut	PH-0197	North Carolina	Env375
Florida	E87487	North Carolina ¹	DW21704
Georgia	NELAP	North Carolina ³	41
Georgia ¹	923	North Dakota	R-140
Idaho	TN00003	Ohio-VAP	CL0069
Illinois	200008	Oklahoma	9915
Indiana	C-TN-01	Oregon	TN200002
Iowa	364	Pennsylvania	68-02979
Kansas	E-10277	Rhode Island	LA000356
Kentucky ^{1,6}	KY90010	South Carolina	84004002
Kentucky ²	16	South Dakota	n/a
Louisiana	AI30792	Tennessee ^{1,4}	2006
Louisiana	LA018	Texas	T104704245-20-18
Maine	TN00003	Texas ⁵	LAB0152
Maryland	324	Utah	TN000032021-11
Massachusetts	M-TN003	Vermont	VT2006
Michigan	9958	Virginia	110033
Minnesota	047-999-395	Washington	C847
Mississippi	TN00003	West Virginia	233
Missouri	340	Wisconsin	998093910
Montana	CERT0086	Wyoming	A2LA
A2LA – ISO 17025	1461.01	AIHA-LAP,LLC EMLAP	100789
A2LA – ISO 17025 ⁵	1461.02	DOD	1461.01
Canada	1461.01	USDA	P330-15-00234
EPA-Crypto	TN00003		

¹ Drinking Water ² Underground Storage Tanks ³ Aquatic Toxicity ⁴ Chemical/Microbiological ⁵ Mold ⁶ Wastewater n/a Accreditation not applicable

* Not all certifications held by the laboratory are applicable to the results reported in the attached report.

* Accreditation is only applicable to the test methods specified on each scope of accreditation held by Pace Analytical.

¹ Cp

² Tc

³ Ss

⁴ Cn

⁵ Sr

⁶ Qc

⁷ Gl

⁸ Al

⁹ Sc

Terracon - Longmont
1831 Lefthand Cir. Ste. C
Longmont, CO 80501

Billing Information:
SAME

Analysis / Container / Preservative

Chain of Custody Page 1 of 1

Pace Analytical
National Center for Testing & Innovation

12065 Lebanon Rd
Mount Juliet, TN 37122
Phone: 615-758-5858
Phone: 800-767-5859
Fax: 615-758-5859



Report to:
Mike Skridulis

Email To:
mjskridulis@terracon.com

Project Description:
COL Annual GW Quality Monitoring

City/State Collected:
Longmont, CO

Please Circle:
PT (M) CT ET

Phone:

Client Project #
22217000

Lab Project #

Collected by (print):
Charles A. Covington

Site/Facility ID #

P.O. #

Collected by (signature):
[Signature]

Rush? (Lab MUST Be Notified)
Same Day Five Day
Next Day 5 Day (Rad Only)
Two Day 10 Day (Rad Only)
Three Day

Quote #

Immediately Packed on Ice N Y

Date Results Needed
STANDARD

No. of Cntrs

Sample ID	Comp/Grab	Matrix*	Depth	Date	Time	No. of Cntrs
ST1-MW05	Grab	GW	-	7/7/21	0935	6
ST1-MW03	Grab	GW	-	7/7/21	1000	6
ST1-MW02	Grab	GW	-	7/7/21	1035	6

CO ₂ - 125 mL HDPE No pres.	RSK175 - (2) 40mL w/HCl	BTEX 8260 - (2) 40mL w/HCl	Cl, SO ₄ - 250 mL HDPE No pres.	TDS - 250 mL HDPE No pres.
--	-------------------------	----------------------------	--	----------------------------

SDG # U1376390

Tabl E108

Acctnum:

Template:

Prelogin:

PM:

PB:

Shipped Via:

Remarks	Sample # (lab only)
	01
	02
	03

Invoice:
Customer: PNDCO
Phone: (615)758-5858
SAT Del: N

Date: 10 May 21
Weight: 10 LBS
COD:
DV:

Shipping: 0.00
Special: 0.00
Handling: 0.00
Total: 0.00

Svc: PRIORITY OVERNIGHT
TRCK: 6117 4430 2228

* Matrix:
SS - Soil AIR - Air F - Filter
GW - Groundwater B - Bioassay
WW - WasteWater
DW - Drinking Water
OT - Other

Remarks:

pH _____ Temp _____

Flow _____ Other _____

Samples returned via:
 UPS FedEx Courier

Tracking # 5117 4430 2228

Sample Receipt Checklist

COC Seal Present/Intact:	<input type="checkbox"/> NP <input checked="" type="checkbox"/> Y <input type="checkbox"/> N
COC Signed/Accurate:	<input checked="" type="checkbox"/> Y <input type="checkbox"/> N
Bottles arrive intact:	<input checked="" type="checkbox"/> Y <input type="checkbox"/> N
Correct bottles used:	<input checked="" type="checkbox"/> Y <input type="checkbox"/> N
Sufficient volume sent:	<input checked="" type="checkbox"/> Y <input type="checkbox"/> N
If Applicable	
VOA Zero Headpace:	<input checked="" type="checkbox"/> Y <input type="checkbox"/> N
Preservation Correct/Checked:	<input checked="" type="checkbox"/> Y <input type="checkbox"/> N
RAD Screen <0.5 mR/hr:	<input checked="" type="checkbox"/> Y <input type="checkbox"/> N

Relinquished by: (Signature)
[Signature]

Relinquished by: (Signature)

Relinquished by: (Signature)

Date: 7/8/21
Time: 1600

Received by: (Signature)
FEDEX

Received by: (Signature)

Received for lab by: (Signature)
[Signature]

Trip Blank Received: Yes / No No

HCL / MeOH
TBR

Temp: 2.2 °C
Bottles Received: 2.1

Date: 7/8/21
Time: 1430

If preservation required by Login: Date/Time

Hold:

Condition:
NCF / OK